



DAS HERZ DER FRISCHE

# RECIPROCATING COMPRESSORS

KP-180-0 EN




ECOLINE CO<sub>2</sub>



ECOLINE PRO



ECOLINE



W/A SERIES



RECIPROCATING  
COMPRESSORS



NATURAL  
REFRIGERANTS



LOW GWP  
READY



INTELLIGENT  
PRODUCTS

# BITZER EXPERTISE AND INNOVATION



We are always striving for the highest possible energy efficiency and quality at BITZER. As an independent global leader in refrigeration, air conditioning and heat pump technology for comfort air conditioning, process technology and mobile applications, we use our extensive experience to provide innovative products and intelligent solutions which create additional value for our partners and the environment all over the world. Learn more at [bitzer.de](http://bitzer.de)



INNOVATION  
DRIVER SINCE  
**1934**

EMPLOYEES  
**4,500**

SITES  
**75**

COUNTRIES  
**41**

# CONTENTS

## »» READY FOR THE REFRIGERANTS OF THE FUTURE

Key considerations for new and existing systems  
Pages 6–7

## »» RECIPROCATING COMPRESSORS FOR CO<sub>2</sub>

ECOLINE CO<sub>2</sub> // ECOLINE+ // SL SERIES // ME SERIES  
Pages 8–33

## »» RECIPROCATING COMPRESSORS FOR HYDROCARBONS

ECOLINE PRO // EX VERSION  
Pages 34–47

## »» RECIPROCATING COMPRESSORS FOR NH<sub>3</sub>

W/A SERIES  
Pages 48–59

## »» RECIPROCATING COMPRESSORS FOR HFC/HFO

ECOLINE // H SERIES // 2-STAGE // EX VERSION  
Pages 60–83

## »» ELECTRONIC COMPONENTS FOR PRECISION AND EFFICIENCY

IQ MODULE // VARIPACK  
Pages 84–103

## »» GREEN COMPETENCE

BITZER SOFTWARE // BEST SOFTWARE // ePARTS // BITZER apps  
BITZER Digital Network // BITZER Services // BITZER Green Point // SCHAUFLEER Academy  
Pages 104–107

# FOR EVERY CUSTOMER FOR ANY REQUIREMENT

REFRIGERANT	SERIES	CAPACITY CONTROL	CAPACITY RANGES
CO <sub>2</sub> (R744)	TRANSCRITICAL: ECOLINE CO <sub>2</sub> ECOLINE+	MECHANICAL CAPACITY CONTROL VARISTEP  OR  FREQUENCY INVERTER VARIPACK	TRANSCRITICAL: REFRIGERATING CAPACITY 3.6..279 kW  HEATING CAPACITY 8.3..552 kW
	SUBCRITICAL: ECOLINE SL ECOLINE ME		SUBCRITICAL: REFRIGERATING CAPACITY 1.1..453.4 kW
HYDROCARBONS (R290, R1270, R600a)	ECOLINE PRO	MECHANICAL CAPACITY CONTROL VARISTEP  OR  FREQUENCY INVERTER VARIPACK	REFRIGERATING CAPACITY 0.9..110 kW  HEATING CAPACITY 2..238 kW
NH <sub>3</sub> (R717)	W/A SERIES	MECHANICAL CAPACITY CONTROL CR  OR  FREQUENCY INVERTER VARIPACK	REFRIGERATING CAPACITY 11.3..188.3 kW
HFC/HFO	ECOLINE	MECHANICAL CAPACITY CONTROL VARISTEP  OR  FREQUENCY INVERTER VARIPACK	STANDARD: REFRIGERATING CAPACITY WITH: R448A/449A 0.9..96.3 kW  H SERIES: HEATING CAPACITY WITH: R515B 5.5..171 kW  2-STAGE: REFRIGERATING CAPACITY WITH: R448A/449A 2.7..31.6 kW

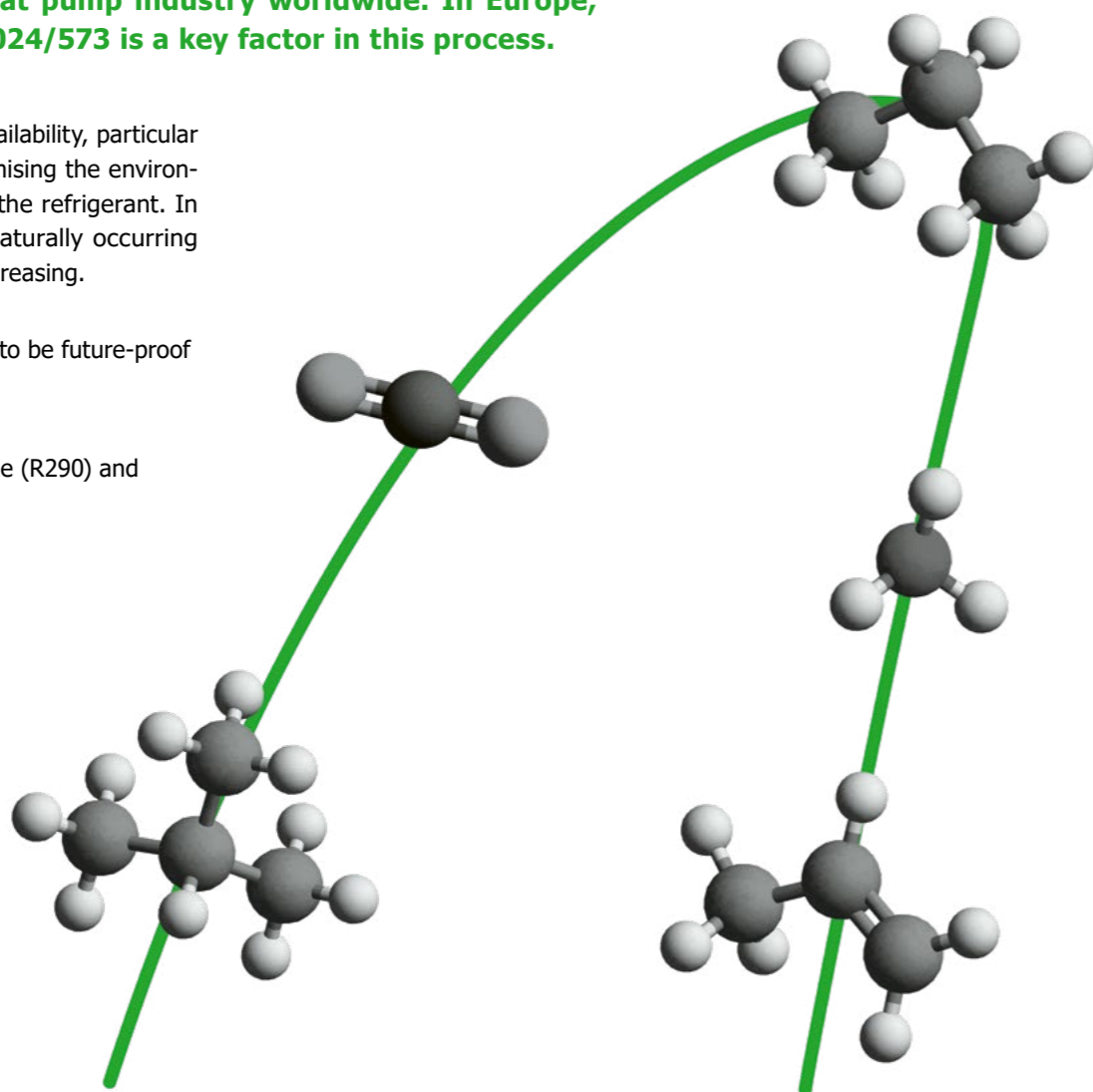
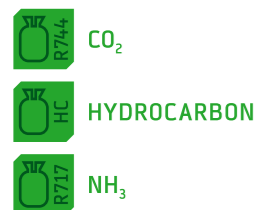
# READY FOR FUTURE REFRIGERANTS

The accelerated phase down or final phase out of fluorinated refrigerants requires a new way of thinking about the refrigeration, air conditioning and heat pump industry worldwide. In Europe, the F-Gas Regulation 2024/573 is a key factor in this process.

In order to ensure long-term availability, particular attention must be paid to minimising the environmental impact when selecting the refrigerant. In particular the importance of naturally occurring substances as refrigerants is increasing.

The following are all considered to be future-proof refrigerants:

- // Carbon dioxide (R744)
- // Hydrocarbons such as propane (R290) and isobutane (R600a)
- // Ammonia (R717)



## OPT FOR REFRIGERANTS WITH LONG-TERM AVAILABILITY

For new installations in the EU for all applications, it is strongly recommended to design and construct them in such a way that they can be operated with refrigerants that are available in the long term – preferably natural refrigerants. If the use of natural refrigerants is not possible – for example, for technical reasons – new systems in the EU should ideally resort to a refrigerant with a GWP <10. If refrigerants with a higher global warming potential are absolutely necessary, they should be used

exclusively for the maintenance of existing systems in the future. For existing systems with high maintenance requirements or refrigerant loss, it is advisable from an economic point of view to switch to refrigerants with the lowest possible GWP value. In principle, alternative refrigerants together with suitable compressors and components can offer high energy efficiency and save costs.

## EXPERTISE FOR PRACTICAL APPLICATIONS

BITZER has many years of experience in the use of natural refrigerants in its products and continues to develop its portfolio in that direction. With practical training courses at the SCHAUFLEER Academy and further sources of information such as the digital Refrigerant Report, BITZER also helps its customers to use natural refrigerants safely.

## RECIPROCATING COMPRESSORS FOR ANY APPLICATION

BITZER reciprocating compressors are used just about everywhere, whether for commercial refrigeration, low or medium temperature applications, high evaporation temperatures, heat pumps or special systems. The compressors are suitable for use with a variety of refrigerants, including many low GWP and natural refrigerants, and boast a tried-and-tested, robust design for reliable, efficient operation.

## DIGITAL AND ALWAYS UP TO DATE: BITZER REFRIGERANT REPORT

The BITZER Refrigerant Report has served as a reliable industry reference since 1992 and contains extensive information on various refrigerants, comparisons of their substance property data, and concrete recommendations for new and existing systems. The Refrigerant Report is available exclusively online and therefore always up to date in terms of regulations and requirements.



BITZER Refrigerant Report

[bitzer-refrigerantreport.com](https://bitzer-refrigerantreport.com)



## LEARN MORE: REFRIGERANTS ONLINE

[bitzer.de/gb/en/refrigerants.jsp](https://bitzer.de/gb/en/refrigerants.jsp)

# RECIPROCATING COMPRESSORS FOR CO<sub>2</sub>

**ECOLINE CO<sub>2</sub> // ECOLINE+ // SL SERIES // ME SERIES**

**BITZER reciprocating compressors for CO<sub>2</sub> (R744) are versatile and have been optimised for a wide range of applications. Compressors from different series can be combined, for example to realise booster or cascade systems. Holistic concepts can be achieved for low and medium temperature application, air conditioning and heating using heat recovery or even large heat pumps.**

## ECOLINE FOR TRANSCRITICAL CO<sub>2</sub> APPLICATIONS

BITZER reciprocating compressors for transcritical CO<sub>2</sub> applications have been used very successfully worldwide since 2004. The 2, 4, 6 and 8-cylinder compressors allow for a wide range of applications, along with maximum energy efficiency and operating reliability. Thanks to the flow-optimised suction and discharge gas ports in the ECOLINE housing and highly efficient motors, BITZER delivers optimal efficiency for all standard CO<sub>2</sub> applications and markets.






## ECOLINE FOR SUBCRITICAL CO<sub>2</sub> APPLICATIONS

The BITZER compressors in the SL series are the result of more than 20 years of experience and continuous ongoing development in the area of sub-critical CO<sub>2</sub> applications.

The ME series was developed from the tried-and-tested SL series for the specific requirements of high standstill pressures and condensing temperatures.

## CO<sub>2</sub> AS A REFRIGERANT

CO<sub>2</sub> is used as a refrigerant in many commercial and industrial refrigeration systems and heat pumps. Its use in refrigeration is well established since more than a century. CO<sub>2</sub> has no ozone depletion potential and a negligible direct global warming potential (GWP = 1). It is chemically inactive, not flammable and not toxic in the classic sense.

-  RECIPROCATING COMPRESSORS
-  CO<sub>2</sub>
-  COMMERCIAL REFRIGERATION
-  INDUSTRIAL REFRIGERATION
-  HEAT PUMPS

## ECOLINE CO<sub>2</sub>

The ECOLINE CO<sub>2</sub> series for transcritical CO<sub>2</sub> applications can be used universally in the medium temperature stage and the parallel compressor stage for booster systems, as well as in heat pumps.

## ECOLINE+

The ECOLINE+ series represents high eco-efficiency. The line start permanent magnet (LSPM) motor used improves the motor efficiency and increases the seasonal energy efficiency ratio. This in turn reduces the TEWI (total equivalent warming impact) and operating costs and minimises the impact of refrigeration and air conditioning on the greenhouse effect.

### TRANSCRITICAL CO<sub>2</sub> APPLICATIONS



### SUBCRITICAL CO<sub>2</sub> APPLICATIONS

## ECOLINE SL

Used in combination with the CO<sub>2</sub> compressors for transcritical applications, the compressors of the SL series can be incorporated in the system design for efficient medium and low temperature applications. The universal range of applications with favourable eco-efficiency also allows for a hybrid solution in the form of a cascade with CO<sub>2</sub> direct evaporation in the low temperature stage.

## ECOLINE ME

The ME series was specially designed to meet the market requirements for higher standstill pressures as well as higher condensing temperatures.



# TRANSCRITICAL CO<sub>2</sub> APPLICATIONS



## EASY TO OPERATE

Activation and configuration of peripheral devices via the IQ MODULE



## BROAD RANGE OF DISPLACEMENTS

2, 4, 6 and 8-cylinder compressors with 3.3 .. 99.2 m<sup>3</sup>/h



## WIDE SPEED RANGE

Ideal for operation with frequency inverter to increase and control capacity




## OPERATING RELIABILITY

Wear-resistant drive gear with advanced multi-layer bearings




## ENERGY EFFICIENCY

Highly efficient motors and flow-optimised suction and discharge gas ports



## ECOLINE+

The line start permanent magnet (LSPM) motor used improves motor efficiency and increases the seasonal energy efficiency ratio.



Whether in commercial and industrial refrigeration or transcritical heat pumps, BITZER CO<sub>2</sub> compressors are extremely versatile. They are characterised by their outstanding energy efficiency and operating reliability.

### IQ MODULE

The IQ MODULE operates and monitors the functions installed on the compressor.

### VARISTEP CAPACITY CONTROL

The VARISTEP system allows to adapt the refrigerating capacity to the demand of the system.

### SOPHISTICATED OIL MANAGEMENT

Low oil carry over rates deliver savings when it comes to the active oil management components, such as oil separator and oil reservoir.

### OPERATING AVAILABILITY

Oil management and comprehensive monitoring of motor temperature and application limits guarantee operating reliability at all times.

## ECOLINE CO<sub>2</sub>

is the perfect choice for transcritical refrigeration and heat pump applications.

# ECOLINE CO<sub>2</sub> AND ECOLINE+ SET BENCHMARKS IN ALL APPLICATIONS

## EXTENSIVE EQUIPMENT OPTIONS

- // Higher efficiency through capacity control
- // Optimal compressor protection through monitoring of oil and application limits
- // Extensive range of motor versions to cover all conventional power supply voltages
- // Flexibility with different connection sizes and shut-off valves
- // Smooth operation thanks to compressor fixing with vibration dampers

## WEAR-RESISTANT AND EFFICIENT DRIVE GEAR


- // Advanced multi-layer bearings
- // Particularly efficient working valves
- // Cylinder heads with separate, thermally insulated high and low pressure chambers
- // Quiet and low in vibration

## OLM-IQ OIL LEVEL CONTROLLER

- // Reliable stepless measurement via float
- // High precision, regardless of oil foams
- // Simultaneous measurement and oil injection
- // Easy configuration and operation via the IQ MODULE
- // Data collection, logging and analysis via BEST SOFTWARE and BITZER Digital Network (BDN)

## IQ MODULE CM-RC-02


- // Activation and configuration of peripheral devices
- // Data log
- // Application limit monitoring



**ECOLINE+**

## LINE START PERMANENT MAGNET (LSPM) MOTOR

- // High efficiency of a synchronous motor thanks to permanent magnets
- // Asynchronous (AS) motor start through squirrel cage rotor
- // The rotor of the line start permanent magnet motor synchronises with the rotating field, eliminating rotor losses
- // The technology combines the high efficiency of a synchronous motor with the robust design and ease of use of an asynchronous motor
- // Line start permanent magnet motors can be connected directly to the power supply system or operated with a frequency inverter (within the frequency range defined by BITZER)



**ECOLINE CO<sub>2</sub>**

## PRESSURE-RESISTANT HOUSING

- // No bottom plate
- // Maximum allowable pressures  
2MTE..6CTE:  
- High pressure side 160 bar  
- Low pressure side 100 bar  
8FTE..8CTE:  
- High pressure side 150 bar  
- Low pressure side 80 bar

## HIGH ENERGY EFFICIENCY

- // Suction gas cooled motor
- // Ideal for speed control

Exemplary illustration

# COMPRESSORS FOR TRANSCRITICAL CO<sub>2</sub> APPLICATIONS

## CAPACITY RANGES



## PERFORMANCE DATA

The BITZER SOFTWARE is available in multiple languages, directly in a browser or as a Windows download. It is always up to date and also optimised for mobile devices.

The BITZER SOFTWARE comprises:

- // Performance data for all established refrigerants at freely selectable operating conditions
- // All relevant technical data
- // Calculation results and individually defined performance tables for the compressors
- // Seasonal calculations
- // Parallel compounds
- // Available accessories and their selection
- // All relevant technical documents

## ASERCOM CERTIFICATION

The Association of European Refrigeration Component Manufacturers (ASERCOM) implemented a certification for performance data of refrigeration compressors. The high standard of this certification is guaranteed by:

- // Plausibility checks on the data carried out by experts
- // Regular measurements by independent institutes

A number of BITZER compressors are already certified, and more will follow. Compressor performance data that meet these strict requirements are permitted to carry the label 'ASERCOM certified product'. All certified compressors are listed on the ASERCOM website with further information ([www.asercom.org](http://www.asercom.org)).



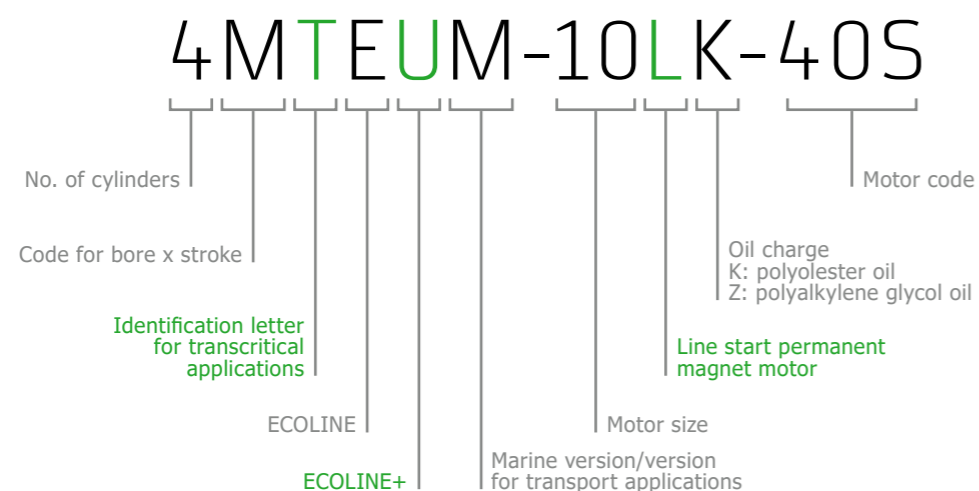
**In the BITZER SOFTWARE, the corresponding compressors are marked with this label.**



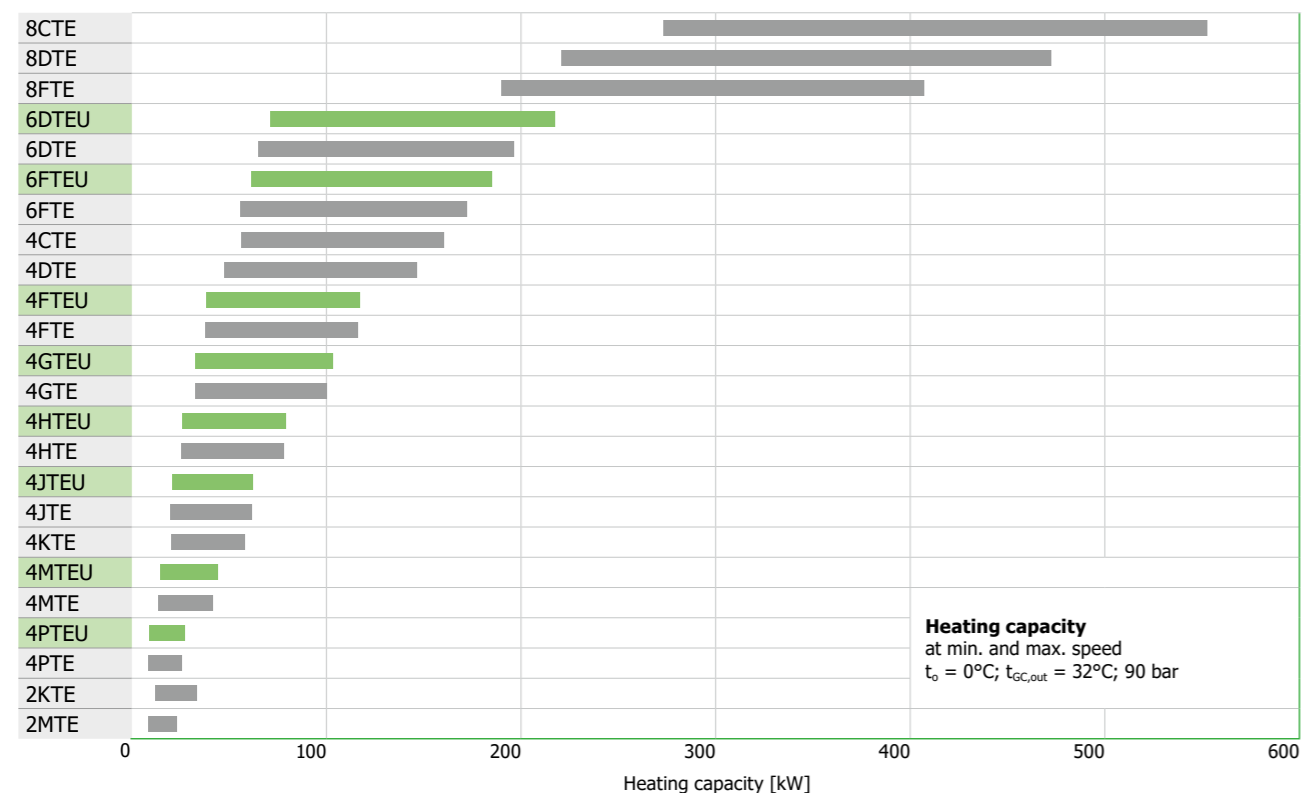
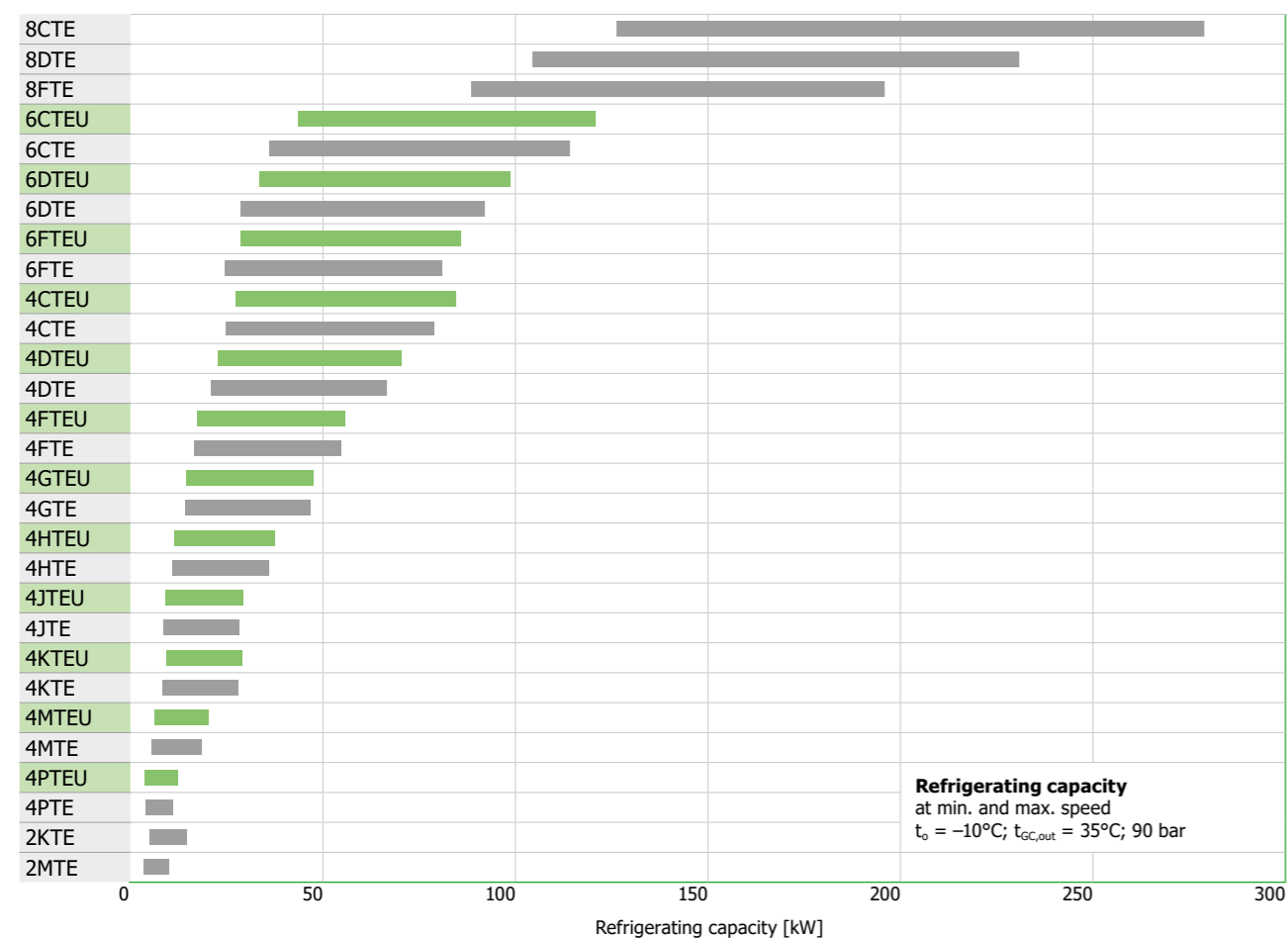
Further details can be found in the BITZER SOFTWARE. Scan QR code for more information.



## EXPLANATION OF THE MODEL DESIGNATION



## APPLICATION RANGES



## MARINE VERSION



Most BITZER CO<sub>2</sub> compressors are also available in a marine version to meet the special challenges posed in applications in the offshore sector, on inland waterways and at sea. Whether they are used for refrigeration of supplies, air conditioning or even in large heat pumps, the compressors always offer high operating safety and reliability.

// Safe operation at high angles of inclination thanks to specially adapted oil management

// Type approvals or individual approvals according to DNV, others upon request

// Optional marine paint

// BITZER Marine Service Network



More details can be found in the marine applications brochure A-270.

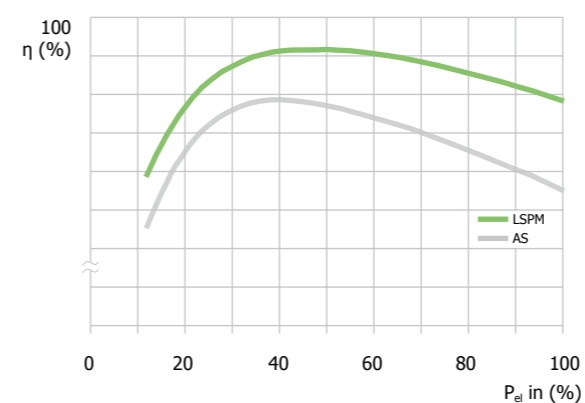
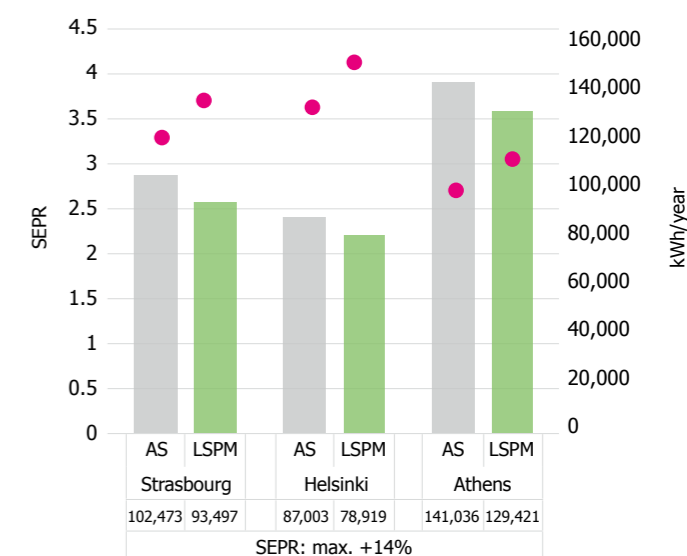


## ECOLINE+ HIGHER SEASONAL ENERGY EFFICIENCY RATIO THANKS TO LSPM MOTOR

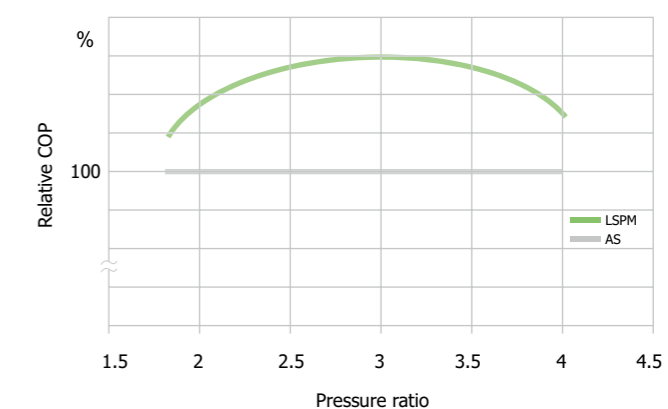
ECOLINE+ compressors offer high eco-efficiency by combining the natural refrigerant CO<sub>2</sub> with maximum energy efficiency. Modern electronics ensure simple application. The line start permanent magnet (LSPM) motor used improves motor efficiency and increases the seasonal energy efficiency ratio. This reduces the TEWI (total equivalent warming impact) and operating costs, which minimises the impact of refrigeration and air conditioning on the greenhouse effect.

**Annual energy consumption [kWh]**  
 AS: asynchronous motor  
 LSPM: line start permanent magnet motor  
 ● SEPR: seasonal energy performance ratio

SEPR comparison



Improved efficiency over a large working range of the motor



Increase in seasonal energy efficiency ratio by up to 14% thanks to higher coefficient of performance in the most common operating range


# TECHNICAL DATA AND PERFORMANCE VALUES

Compressor model	Motor version	Displacement at 50 Hz in m <sup>3</sup> /h	Refrigerating capacity Q <sub>0</sub> in kW		Oil charge in dm <sup>3</sup>	Weight in kg	Motor	Electrical data Max. operating current in A <sup>①</sup>
			t <sub>0</sub> = -10°C	t <sub>0</sub> = +5°C				
2MTE-4K	2	3.3	6.56		1.2	94	Δ/Y (40S)	14.2/8.2
2MTE-5K	1	3.3	6.56	11.35	1.2	95	Δ/Y (40S)	19.8/11.5
2KTE-5K	2	4.8	9.54		1.2	96	Δ/Y (40S)	19.8/11.5
2KTE-7K	1	4.8	9.54	16.50	1.2	96	Δ/Y (40S)	27.9/16.1
4PTE-6K	2	4.3	7.82		2.0	115	Δ/Y (40S)	18.7/10.8
4PTE-7K	1	4.3	7.82	13.80	2.0	118	Δ/Y (40S)	26.5/15.3
4PTEU-6LK	2	4.5	8.40		2.0	114	Δ/Y (40S)	15.8/9.1
4PTEU-7LK	1	4.5	8.40	14.67	2.0	114	Δ/Y (40S)	22.3/12.9
4MTE-7K	2	6.6	12.91		2.0	118	Δ/Y (40S)	27.7/16.0
4MTE-10K	1	6.6	12.79	22.50	2.0	120	Δ/Y (40S)	37.9/21.9
4MTEU-7LK	2	6.9	13.69		2.0	111	Δ/Y (40S)	23.7/13.7
4MTEU-10LK	1	6.9	13.68	23.50	2.0	113	Δ/Y (40S)	36.0/20.8
4KTE-10K	2	9.6	19.17		2.0	120	Δ/Y (40S)	38.8/22.4
4KTE-12K	1	9.6	19.29	34.00	2.0	121	Δ/Y (40S)	47.1/27.2
4KTEU-10LK	2	9.9	19.71		2.0	112	Δ/Y (40S)	35.9/20.7
4JTE-10K	2	9.3	19.60		2.6	179	PW (40P)	21.1
4JTE-15K	1	9.3	19.59	33.60	2.6	182	PW (40P)	30.2
4JTEU-10LK	2	9.7	21.00		2.6	179	Δ/Y (40S)	31.7/18.3
4JTEU-15LK	1	9.7	20.90	34.60	2.6	182	Δ/Y (40S)	46.4/26.8
4HTE-15K	2	12.0	25.06		2.6	182	PW (40P)	27.1
4HTE-20K	1	12.0	24.70	42.60	2.6	187	PW (40P)	39.2
4HTEU-15LK	2	12.4	27.00		2.6	182	Δ/Y (40S)	40.0/23.1
4HTEU-20LK	1	12.4	25.80	43.40	2.6	187	Δ/Y (40S)	64.3/37.1
4GTE-20K	2	15.0	31.30		2.6	187	PW (40P)	35.7
4GTE-30K	1	15.0	32.10	54.70	2.6	211	PW (40P)	51.4
4GTEU-20LK	2	15.5	32.60		2.6	187	Δ/Y (40S)	57.3/33.1
4GTEU-30LK	1	15.5	32.80	55.80	2.6	211	Δ/Y (40S)	79.7/46
4FTE-20K	2	17.5	36.60		2.6	187	PW (40P)	42.0
4FTE-30K	1	17.5	37.70	63.10	2.6	211	PW (40P)	59.6
4FTEU-20LK	2	18.1	38.10		2.6	187	Δ/Y (40S)	66.3/38.3
4FTEU-30LK	1	18.1	38.60	64.40	2.6	211	Δ/Y (40S)	93.0/53.7
4DTE-25K	2	22.0	47.00		2.6	211	PW (40P)	55.2
4DTEU-25LK	2	22.7	48.50		2.6	211	Δ/Y (40S)	84.0/48.5
4DTE-30K	1	22.0	46.80	76.80	2.6	211	PW (40P)	71.2
4CTE-30K	2	26.0	55.80		2.6	211	PW (40P)	64.5
4CTEU-30LK	2	26.9	57.60		2.6	211	Δ/Y (40S)	100.8/58.2

Tentative data

Compressor model	Motor version	Displacement at 50 Hz in m <sup>3</sup> /h	Refrigerating capacity Q <sub>0</sub> in kW		Oil charge in dm <sup>3</sup>	Weight in kg	Motor	Electrical data Max. operating current in A <sup>①</sup>
			t <sub>0</sub> = -10°C	t <sub>0</sub> = +5°C				
6FTE-35K	2	26.0	56.00		2.8	233	PW (40P)	65.0
6FTE-50K <sup>②</sup>	1	26.0	56.00	92.20	2.8	243	PW (40P)	95.9
6FTEU-35LK	2	26.9	60.00		2.8	235	Δ/Y (40S)	101.5/58.6
6FTEU-50LK	1	26.9	60.00	97.00	2.8	245	Δ/Y (40S)	162.1/93.6
6DTE-40K	2	30.3	65.10		2.8	238	PW (40P)	75.9
6DTE-50K <sup>②</sup>	1	30.3	65.10	107.00	2.8	242	PW (40P)	98.0
6DTEU-40LK	2	31.4	69.70		2.8	240	Δ/Y (40S)	123.7/71.4
6DTEU-50LK	1	31.4	69.70	112.60	2.8	244	Δ/Y (40S)	176.8/102.1
6CTE-50K <sup>②</sup>	2	38.2	81.70		2.8	241	PW (40P)	99.0
6CTEU-50LK	2	39.5	87.70		2.8	243	Δ/Y (40S)	172.3/99.5
8FTE-100K	2	69.4	160.00	264.00	5.5	725	Δ/Y (40D)	183.0
8FTE-140K	1	69.4	160.00	264.00	5.5	728	Δ/Y (40D)	212.0
8DTE-120K	2	82.0	184.60	305.00	5.5	728	Δ/Y (40D)	218.0
8DTE-140K	1	82.0	184.60	305.00	5.5	728	Δ/Y (40D)	261.0
8CTE-140K	2	99.2	230.00	372.00	5.5	726	Δ/Y (40D)	274.0

Tentative data



■ ECOLINE CO<sub>2</sub>



■ ECOLINE+

## PERFORMANCE DATA

Data based on 10 K suction gas superheat and compressor with suction and discharge gas shut-off valve.

Condenser and gas cooler conditions:

Gas cooler outlet temperature t<sub>GC</sub> = 35°C

High pressure abs. p<sub>h</sub> = 90 bar

t<sub>0</sub>: evaporation temperature

## MOTOR VOLTAGES

Tolerance (± 10%), based on mean value of the voltage range.

Other voltages upon request.

### Δ/Y (40S):

220..240 V Δ-3-50 Hz

380..420 V Y-3-50 Hz

440..480 V Y-3-60 Hz

### PW (40P):

380..420 V Y/YY-3-50 Hz

440..480 V Y/YY-3-60 Hz

Motor for part winding start.

Winding partition 50%/50%.

Select contactors for approx. 60%

of the max. operating current.

### Δ/Y (40D):

380..420 V Δ-3-50 Hz

440..480 V Δ-3-60 Hz

## OIL HEATER

230 V PTC heater self-regulating

- 2MTE..4KTE and 4PTEU..4KTEU: 0..120 W

- 4JTE..8CTE and 6FTEU..6CTEU: 0..140 W

Absolute necessity due to high solubility of CO<sub>2</sub> in oil.

① Data for compressors with voltage range 380..420 V (220..240 V) are based on mean value 400 V (230 V).

Conversion factor:

380 V (220 V) 0.95

420 V (240 V) 1.05

Take max. operating current/max. power consumption into account when selecting contactors, cables and fuses. A fast line protection switch is required.

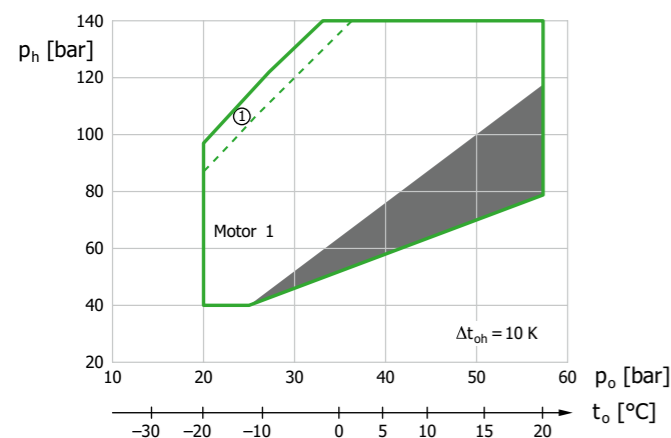
Contactors: operational category AC3

② Restricted voltage range:

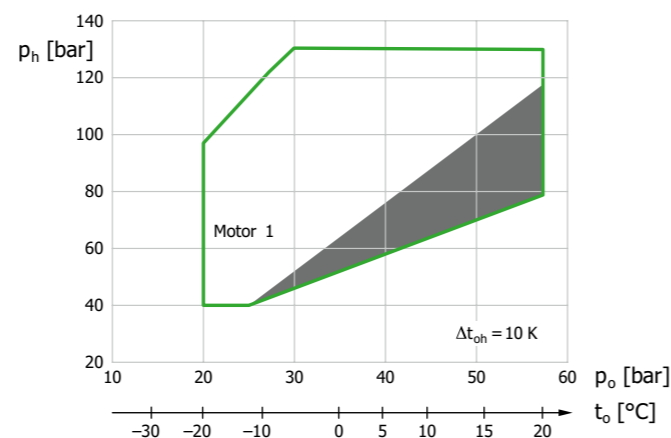
~380..400/3/50

~440..460/3/60

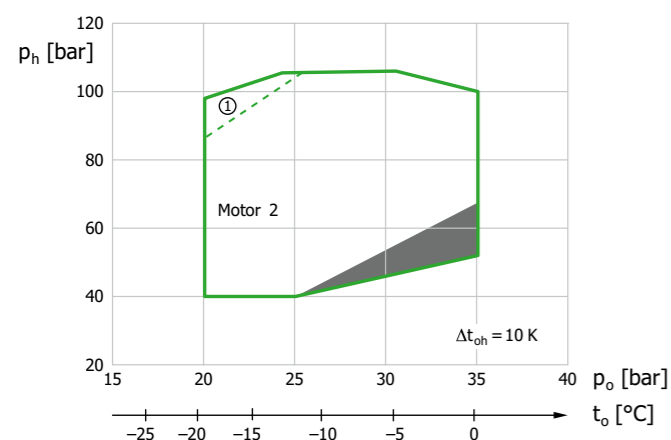
## APPLICATION LIMITS



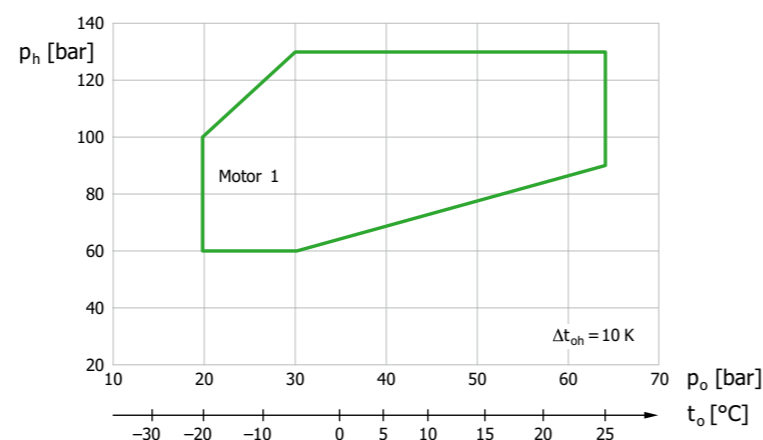
2MTE-5K, 2KTE-7K, 4PTE(U)-7(L)K, 4MTE(U)-10(L)K, 4JTE(U)-15(L)K, 4HTE(U)-20(L)K, 4GTE(U)-30(L)K, 4FTE(U)-30(L)K, 6FTE(U)-50(L)K



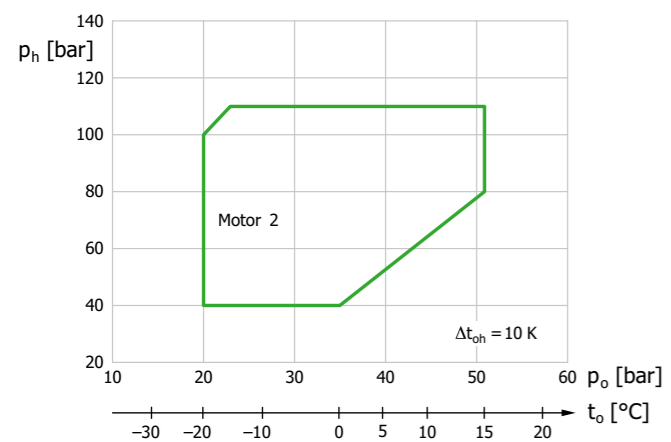
4KTE-12K, 4DTE-30K, 6DTE(U)-50(L)K



2MTE-4K, 2KTE-5K, 4PTE(U)-6(L)K, 4MTE(U)-7(L)K, 4KTE(U)-10(L)K, 4JTE(U)-10(L)K, 4HTE(U)-15(L)K, 4GTE(U)-20(L)K, 4FTE(U)-20(L)K, 4DTE(U)-25(L)K, 4CTE(U)-30(L)K, 6FTE(U)-35(L)K, 6DTE(U)-40(L)K, 6CTE(U)-50(L)K



8FTE-140K, 8DTE-140K



8FTE-100K, 8DTE-120K, 8CTE-140K

Suction gas superheat >10 K leads to a reduced application range – it may require controlled refrigerant injection into the suction gas line and thermal protection by a discharge gas temperature sensor.

### Oil charge

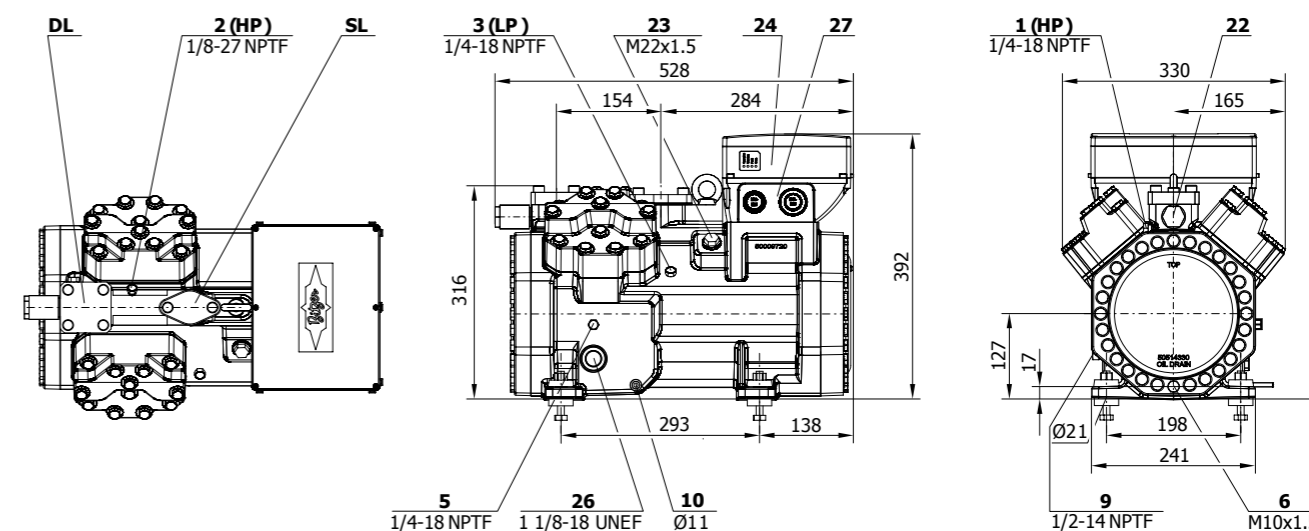
BSE85K: standard  
BSG68K: Optional oil charge, recommended for applications with suction pressure > 40 bar and/or high pressure > 120 bar (e.g. heat pumps)

$t_o$  Evaporation temperature (°C)  
 $\Delta t_{oh}$  Suction gas superheat (K)  
 $p_o$  Suction pressure abs. (bar)  
 $p_h$  High pressure abs. (bar)  
① Range with restrictions for compressors 4PTE

■ Observe operating parameters  
- Minimise suction pressure fluctuations  
- Consider maximum cycling rate  
If in doubt consult with BITZER.

## DIMENSIONAL DRAWINGS

Exemplary dimensional drawing, details in BITZER SOFTWARE.  
Compressor model 4PTE..4KTE



### CONNECTIONS

- |    |  |    |  |
|----|--|----|--|
| 1  | High pressure connection (HP)                                | 12 | Oil pressure connection –  |
| 1a | Connection for high pressure transmitter (HP)                | 16 | Connection for oil monitoring (oil level or oil differential pressure) |
| 1b | Additional high pressure connection (HP)                     | 22 | Pressure relief valve to the atmosphere (discharge gas side)           |
| 2  | Connection for discharge gas temperature sensor (HP)         | 23 | Pressure relief valve to the atmosphere (suction side)                 |
| 3  | Low pressure connection (LP)                                 | 24 | Module housing (IQ MODULE included)                                    |
| 3a | Connection for low pressure transmitter (LP)                 | 26 | Sight glass  |
| 5  | Oil fill plug  | 27 | Terminal box   |
| 6  | Oil drain  | SL | Suction gas line   |
| 9  | Connection for oil and gas equalisation (parallel operation) | DL | Discharge gas line   |
| 10 | Connection for oil heater                                    |    |  |
| 11 | Oil pressure connection +                                    |    |  |

Dimensions subject to the tolerances specified in EN ISO 13920-B.



Further details can be found in the BITZER SOFTWARE.  
Scan QR code for more information.



# SUBCRITICAL CO<sub>2</sub> APPLICATIONS



## EASY TO OPERATE

Activation and configuration of peripheral devices via the IQ MODULE



## BROAD RANGE OF DISPLACEMENTS

2, 4, 6 and 8-cylinder compressors with 1.3 .. 199.5 m<sup>3</sup>/h



## OUTSTANDING ENERGY EFFICIENCY

Highly efficient motors and flow-optimised suction and discharge gas ports



## WIDE SPEED RANGE

Ideal for operation with frequency inverter to increase and control capacity




## INCREASED SAFETY

The ME series combines high energy efficiency with an increased pressure rating of up to 100 bar on the high and low pressure side and an extended application range.



## ECOLINE ME

The ECOLINE ME series guarantees increased system reliability thanks to high standstill pressures and provides options for condensing temperatures of up to 25°C.



The ECOLINE compressors for subcritical applications are designed for low temperature application in cascade and booster systems. They are also suitable for combining with condensers cooled with brine or cold water.

### IQ MODULE

The IQ MODULE operates and monitors the peripheral devices installed on the compressor.

### VARISTEP CAPACITY CONTROL

The VARISTEP system allows to adapt the refrigerating capacity to the demand of the system.

### UNIVERSAL RANGE OF APPLICATIONS

Optimised for use both in modern and efficient CO<sub>2</sub> booster systems as well as in hybrid solutions in the form of cascade systems with direct evaporation in the low temperature stage. The ME series also has special marine versions available with greater options concerning the angle of inclination.

### FLEXIBILITY

Thanks to a stronger motor version, the ME series can be used in systems with cold water distribution networks at condensing temperatures of up to 25°C. The SL series, when combined with compressors for transcritical CO<sub>2</sub> applications, allows for holistic system designs, such as those with heat recovery.

## ECOLINE SL

The ECOLINE SL series is the perfect choice for the low temperature stage in conventional CO<sub>2</sub> booster and cascade systems.

# ECOLINE SL AND ME


## UNIVERSAL USE IN LOW AND MEDIUM TEMPERATURE APPLICATIONS

### EXTENSIVE EQUIPMENT OPTIONS

- // Higher efficiency through capacity control
- // Optimal compressor protection through application limit and oil monitoring
- // Extensive range of motor versions to cover all conventional voltage supplies
- // Flexibility thanks to different connection sizes and shut-off valves
- // Smooth operation thanks to compressor fixing with vibration dampers

### IQ MODULE CM-RC-02


- // Activation and configuration of peripheral devices
- // Data log
- // Application limit monitoring



**ECOLINE ME**

### PRESSURE-RESISTANT HOUSING

- // Maximum allowable pressures
- 2MME..6PME:
  - Low pressure side 100 bar
  - High pressure side 100 bar
- 8VME..8PME:
  - Low pressure side 80 bar
  - High pressure side 80 bar



**ECOLINE SL**

### OLM-IQ OIL LEVEL CONTROLLER

- // Reliable stepless measurement via float
- // High precision regardless of oil foams
- // Simultaneous measurement and oil injection
- // Easy configuration and operation via the IQ MODULE
- // Data collection, logging and analysis via BEST SOFTWARE and BITZER Digital Network (BDN)

### PRESSURE-RESISTANT HOUSING

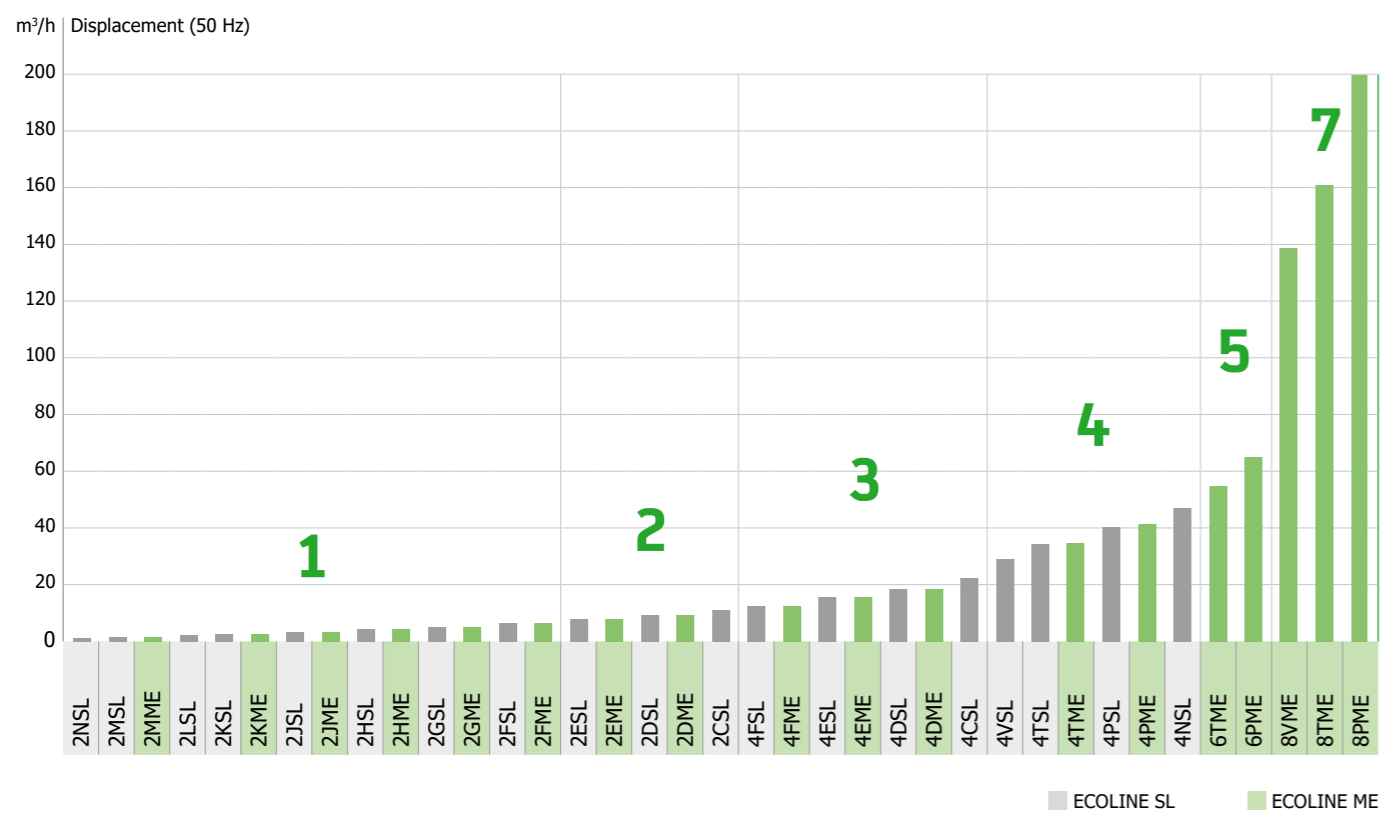
- // No bottom plate
- // Maximum allowable pressures
- 2NSL..4NSL:
  - High pressure side 53 bar
  - Low pressure side 30 bar
- // Quiet and low in vibration

### HIGH ENERGY EFFICIENCY

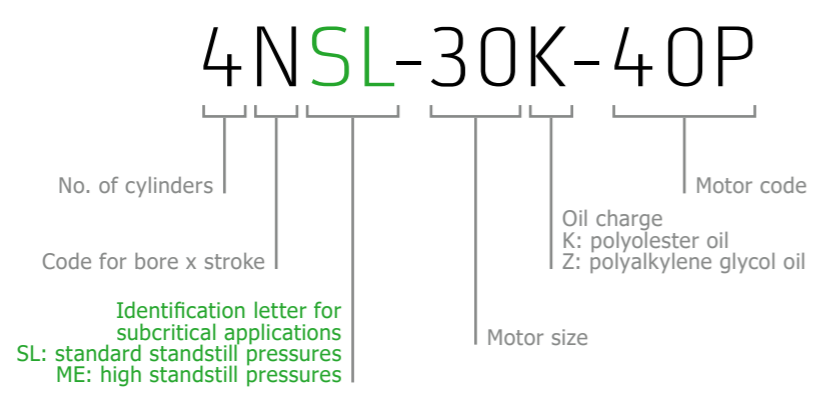
- // Suction gas cooled motor
- // Specially adapted for condensing temperatures up to 15°C (SL) or 25°C (ME)
- // Ideal for speed control

# COMPRESSORS FOR SUBCRITICAL CO<sub>2</sub> APPLICATIONS

## CAPACITY RANGES



## EXPLANATION OF THE MODEL DESIGNATION



BITZER SOFTWARE Further details can be found in the BITZER SOFTWARE. Scan QR code for more information.



## PERFORMANCE DATA

The BITZER SOFTWARE is available in multiple languages, directly in a browser or as a Windows download. It is always up to date and also optimised for mobile devices.

- The BITZER SOFTWARE comprises:
- // Performance data for all established refrigerants at freely selectable operating conditions
  - // All relevant technical data
  - // Calculation results and individually defined performance tables for the compressors
  - // Seasonal calculations
  - // Parallel compounds
  - // Available accessories and their selection
  - // All relevant technical documents

## ASERCOM CERTIFICATION

The Association of European Refrigeration Component Manufacturers (ASERCOM) implemented a certification for performance data of refrigeration compressors. The high standard of this certification is guaranteed by:

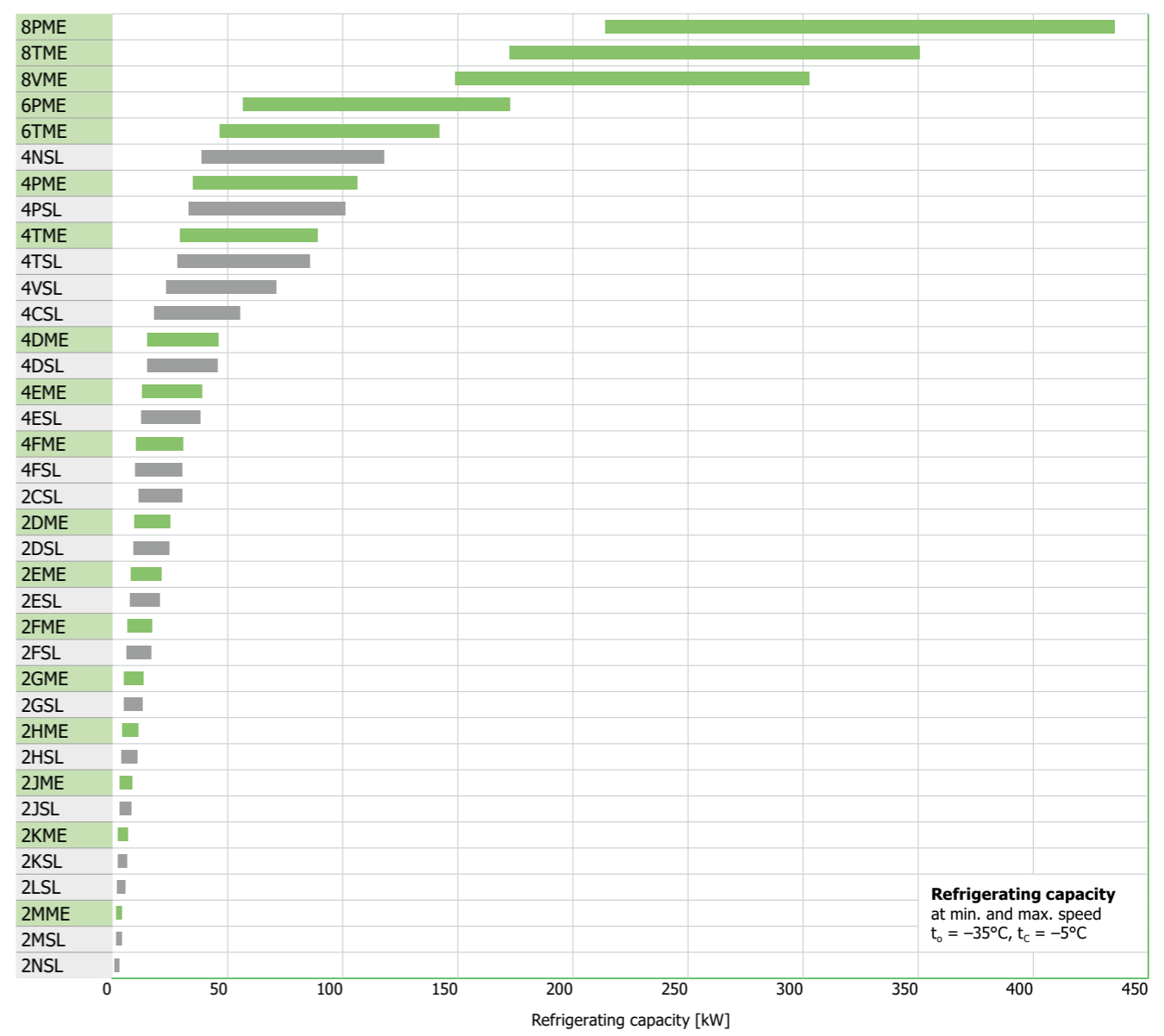
- // Plausibility checks on the data carried out by experts
- // Regular measurements by independent institutes

A number of BITZER compressors are already certified, and more will follow. Compressor performance data that meet these strict requirements are permitted to carry the label 'ASERCOM certified product'. All certified compressors are listed on the ASERCOM website with further information ([www.asercom.org](http://www.asercom.org)).



**In the BITZER SOFTWARE, the corresponding compressors are marked with this label.**

## APPLICATION RANGES



Refrigerating capacity at min. and max. speed  $t_0 = -35^\circ\text{C}$ ,  $t_c = -5^\circ\text{C}$

# TECHNICAL DATA AND PERFORMANCE VALUES

Compressor model	Motor version	Displacement at 50 Hz in m <sup>3</sup> /h	Refrigerating capacity Q <sub>0</sub> in kW		Oil charge in dm <sup>3</sup>	Weight in kg	Motor	Electrical data Max. operating current in A <sup>①</sup>
			t <sub>0</sub> /t <sub>c</sub> = -35°C/-5°C	t <sub>0</sub> /t <sub>c</sub> = -10°C/20°C				
2NSL-05K	1	1.33	1.92		1.0	47.0	Δ/Y (40S)	3.7/2.1
2MSL-07K	1	1.73	2.54		1.0	47.0	Δ/Y (40S)	4.5/2.5
2MME-07K	2	1.73	2.61		1.2	79.0	Δ/Y (40S)	5.1/2.9
2MME-1K	1	1.73		4.59	1.2	81.0	Δ/Y (40S)	5.6/3.2
2LSL-1K	1	2.27	3.55		1.0	47.0	Δ/Y (40S)	5.4/3.1
2KSL-1K	1	2.71	4.24		1.0	47.0	Δ/Y (40S)	6.5/3.7
2KME-1K	2	2.71	4.36		1.2	81.0	Δ/Y (40S)	6.5/3.7
2KME-2K	1	2.71		7.52	1.2	83.0	Δ/Y (40S)	8.6/5.0
2JSL-2K	1	3.48	5.57		1.0	48.0	Δ/Y (40S)	8.1/4.6
2JME-2K	2	3.48	5.61		1.2	83.0	Δ/Y (40S)	9.1/5.3
2JME-3K	1	3.48		9.76	1.2	85.0	Δ/Y (40S)	10.1/5.8
2HSL-3K	1	4.34	7.08		1.0	50.0	Δ/Y (40S)	9.5/5.5
2HME-3K	2	4.34	7.27		1.2	85.0	Δ/Y (40S)	10.7/6.2
2HME-4K	1	4.34		12.04	1.2	87.0	Δ/Y (40S)	12.7/7.3
2GSL-3K	1	5.05	8.46		1.0	52.0	Δ/Y (40S)	12.1/6.8
2GME-3K	2	5.05	8.67		1.2	87.0	Δ/Y (40S)	11.9/6.9
2GME-4K	1	5.05		14.19	1.2	89.0	Δ/Y (40S)	14.6/8.5
2FSL-4K	1	6.36	10.89		1.0	53.0	Δ/Y (40S)	15.4/8.6
2FME-4K	2	6.36	11.16		1.2	89.0	Δ/Y (40S)	14.6/8.4
2FME-5K	1	6.36		17.78	1.2	91.0	Δ/Y (40S)	17.3/10.0
2ESL-4K	1	7.81	13.54		1.5	77.5	Δ/Y (40S)	17.5/9.7
2EME-4K	2	7.81	13.86		1.2	91.0	Δ/Y (40S)	17.3/10.0
2EME-5K	1	7.81		23.00	1.2	93.0	Δ/Y (40S)	20.7/12.0
2DSL-5K	1	9.22	16.01		1.5	77.5	Δ/Y (40S)	20.1/11.3
2DME-5K	2	9.22	16.40		1.2	93.0	Δ/Y (40S)	20.0/11.6
2DME-7K	1	9.22		27.30	1.2	96.0	Δ/Y (40S)	24.7/14.3
2CSL-6K	1	11.16	19.45		1.5	77.5	Δ/Y (40S)	24.8/13.9
4FSL-7K	1	12.41	20.95		2.0	94.0	Δ/Y (40S)	28.2/15.7
4FME-7K	2	12.41	21.70		2.0	117.0	Δ/Y (40S)	25.6/14.8
4FME-9K	1	12.41		36.40	2.0	117.0	Δ/Y (40S)	32.6/18.7
4ESL-9K	1	15.62	26.55		2.0	94.5	Δ/Y (40S)	33.7/18.9
4EME-9K	2	15.62	27.45		2.0	119.0	Δ/Y (40S)	32.6/18.8
4EME-10K	1	15.62		46.10	2.0	119.0	Δ/Y (40S)	40.9/23.5
4DSL-10K	1	18.45	31.50		2.0	94.5	Δ/Y (40S)	39.3/22.0
4DME-10K	2	18.45	32.60		2.0	119.0	Δ/Y (40S)	38.8/22.3
4CSL-12K	1	22.32	38.45		2.0	100.0	Δ/Y (40S)	47.6/26.7
4VSL-15K	1	28.94	49.45		2.6	153.5	PW (40P)	33.5
4TSL-20K	1	34.44	59.20		2.6	153.5	PW (40P)	40.0
4TME-20K	2	34.73	63.10		2.6	186.0	PW (40P)	42.4
4PSL-25K	1	40.42	80.00		2.6	171.0	PW (40P)	48.3
4PME-25K	2	41.33	76.80		2.6	210.0	PW (40P)	52.9
4NSL-30K	1	46.87	81.80		2.6	171.0	PW (40P)	55.5

Tentative data

Compressor model	Motor version	Displacement at 50 Hz in m <sup>3</sup> /h	Refrigerating capacity Q <sub>0</sub> in kW		Oil charge in dm <sup>3</sup>	Weight in kg	Motor	Electrical data Max. operating current in A <sup>①</sup>
			t <sub>0</sub> /t <sub>c</sub> = -35°C/-5°C	t <sub>0</sub> /t <sub>c</sub> = -10°C/20°C				
6TME-35K	2	54.57	100.40		2.8	232.0	PW (40P)	67.9
6TME-50K	1	54.57			2.8	238.0	PW (40P)	88
6PME-40K	2	64.94	122.00		2.8	237.0	PW (40P)	82.8
6PME-50K	1	64.94			2.8	238.0	PW (40P)	88
8VME-100K	2	138.60	255.8		5.5	705.0	Δ/Y (40D)	168
8VME-120K	1	138.60			5.5	716.0	Δ/Y (40D)	214
8TME-100K	2	160.70	296.6		5.5	702.0	Δ/Y (40D)	201
8TME-140K	1	160.70			5.5	733.0	Δ/Y (40D)	254
8PME-140K	2	199.50	368.2		5.5	729.0	Δ/Y (40D)	253

Tentative data



ECOLINE SL



ECOLINE ME

## PERFORMANCE DATA

Data based on 20 K suction gas superheat and compressor with suction and discharge gas shut-off valve without subcooling in accordance with EN 12900.

t<sub>0</sub>: evaporation temperature  
t<sub>c</sub>: condensing temperature

## MOTOR VOLTAGES

Tolerance (± 10%), based on mean value of the voltage range.  
Other voltages upon request.

### Δ/Y (40S):

220..240 V Δ-3-50 Hz  
380..420 V Y-3-50 Hz  
265..290 V Δ-3-60 Hz  
440..480 V Y-3-60 Hz

### PW (40P):

380..420 V Y/YY-3-50 Hz  
440..480 V Y/YY-3-60 Hz  
Motor for part winding start.  
Winding partition 50%/50%.  
Select contactors for approx. 60% of the max. operating current.

### Δ/Y (40D):

380..420 V Δ-3-50 Hz  
440..480 V Δ-3-60 Hz

## OIL HEATER

230 V PTC heater self-regulating

- 2NSL..2FSL: 0..60 W  
- 2ESL..4NSL: 0..120/140 W  
- 2MME..4DME: 0..120 W  
- 4TME..8PME: 0..140 W

Absolute necessity due to high solubility of CO<sub>2</sub> in oil.

① Data for compressors with voltage range 380..420 V (220..240 V) are based on mean value 400 V (230 V).

Conversion factor:

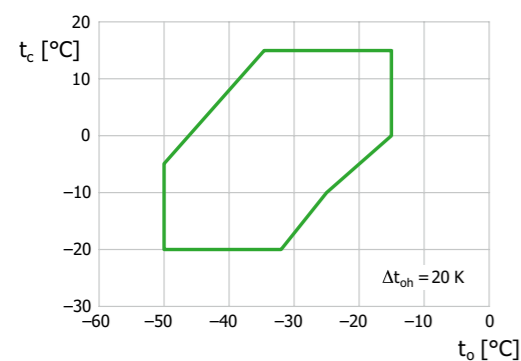
380 V (220 V) 0.95

420 V (240 V) 1.05

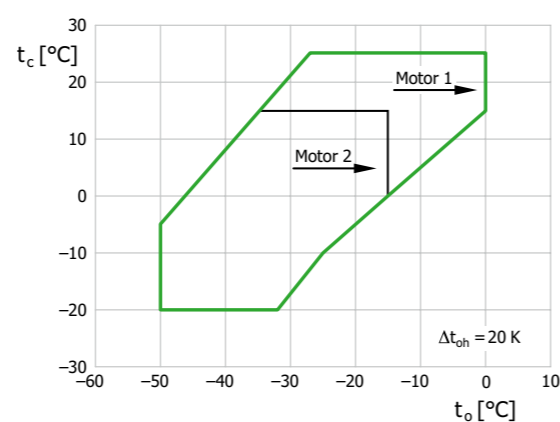
Take max. operating current/max. power consumption into account when selecting contactors, cables and fuses. A fast line protection switch is required.

Contactors: operational category AC3

## APPLICATION LIMITS



2NSL..4NSL



2MME..8PME

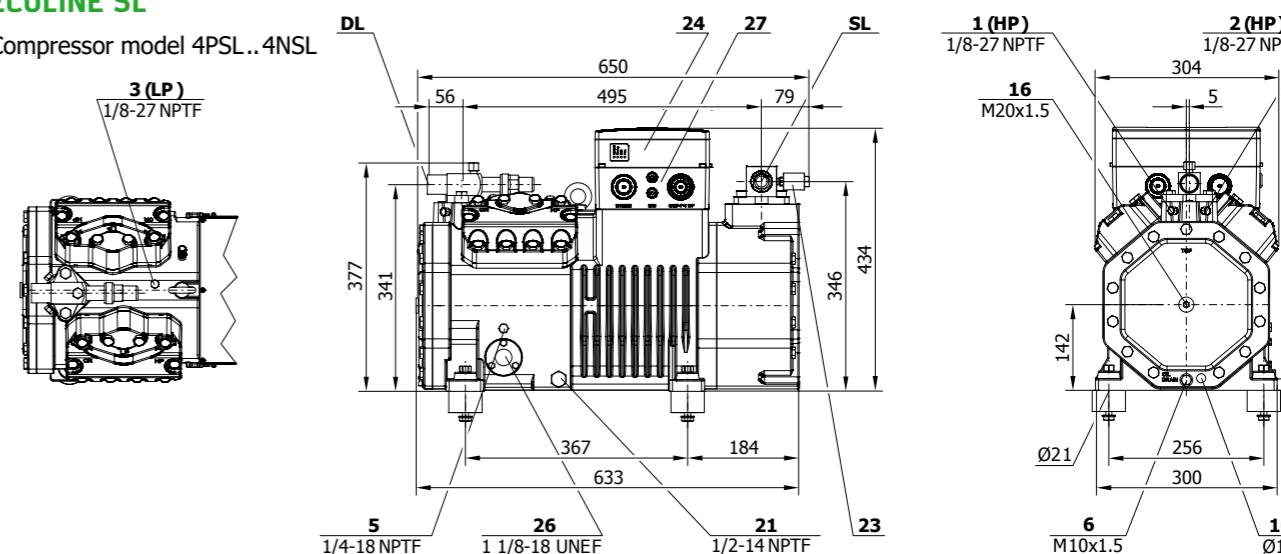
$t_o$  Evaporation temperature (°C)  
 $t_c$  Condensing temperature (°C)  
 $\Delta t_{oh}$  Suction gas superheat (K)

## DIMENSIONAL DRAWINGS

Exemplary dimensional drawings, details in the BITZER SOFTWARE.

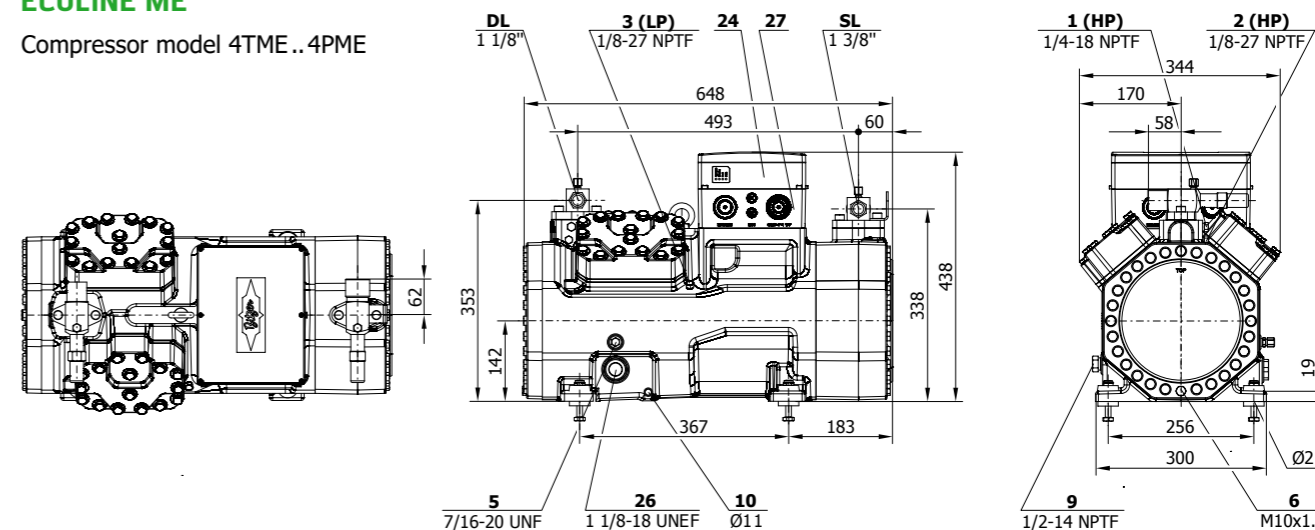
### ECOLINE SL

Compressor model 4PSL..4NSL



### ECOLINE ME

Compressor model 4TME..4PME



## CONNECTIONS

- |    |   |    |  |
|----|---|----|--|
| 1  | High pressure connection (HP)<br>Connection for high pressure switch (HP) | 21 | Maintenance connection for oil valve                   |
| 2  | Connection for discharge gas temperature sensor (HP)                      | 23 | Pressure relief valve to the atmosphere (suction side) |
| 3  | Low pressure connection (LP)<br>Connection for low pressure switch (LP)   | 24 | Module housing (IQ MODULE included)                    |
| 5  | Oil fill plug   | 26 | Sight glass  |
| 6  | Oil drain   | 27 | Terminal box   |
| 9  | Connection for oil and gas equalisation<br>(parallel operation)           | SL | Suction gas line                                       |
| 10 | Connection for oil heater   | DL | Discharge gas line                                     |
| 16 | Connection for oil monitoring<br>(oil level or oil differential pressure) |    |  |

Dimensions subject to the tolerances specified in EN ISO 13920-B.



Further details can be found in the BITZER SOFTWARE.  
Scan QR code for more information.



## ACCESSORIES



### SPECIAL VOLTAGE MOTORS

Always the right solution for different applications and voltage supplies.


- // Operation with frequency inverter to increase and control capacity
- // Operation on ships and drilling platforms



### SHUT-OFF VALVES FOR HIGH AND LOW PRESSURE SIDE

Extensive options to choose from for safe connection of the compressor to the system.

- // Brazing and welding valves
- // Valves with compression fitting
- // Options to connect pressure switches or pressure transmitters to the valves



### VIBRATION DAMPERS

Specially adapted vibration dampers for the different compressor sizes.

- // For vibration-free operation
- // For outstandingly smooth operation

Further accessories can be found in the BITZER SOFTWARE.



Fresh, high-quality food all year round – that's only possible if the cold chain is absolutely reliable. BITZER CO<sub>2</sub> compressors ensure that temperature-sensitive goods stay fresh until they reach the end customer.



# RECIPROCATING COMPRESSORS FOR HYDROCARBONS

## ECOLINE PRO // EX VERSION

The reciprocating compressors in the ECOLINE PRO series have been developed especially for hydrocarbon refrigerants. They guarantee efficient and safe operation in a variety of applications, from commercial refrigeration to process cooling, air conditioning and heat pumps.

### SUITABLE FOR ALL APPLICATIONS






ECOLINE PRO compressors can really do just about anything: Operated with propane (R290) and propene (R1270), they are ideal for commercial refrigeration in low and medium temperature applications. For air conditioning, process cooling and heat pumps, they are operated with propane (R290) or isobutane (R600a). Broad application limits ensure high flexibility in terms of process temperatures. The VARISTEP mechanical capacity control or a frequency inverter allow for a large capacity control range.

### THE RIGHT CHOICE FOR THE FUTURE

The natural refrigerants propane, propene and isobutane are halogen-free and have an extremely low global warming potential (GWP). Hydrocarbons are future-proof refrigerants with very good thermodynamic properties. The ECOLINE PRO series was optimised especially for use with these refrigerants and therefore represents a safe option for the long term, with high energy efficiency and low operating costs.

### RELIABLE AND EFFICIENT

The ECOLINE PRO series offers high efficiency and reliability. It is characterised by quiet operation and a robust design – the right choice for demanding applications.

-  RECIPROCATING COMPRESSORS
-  HYDROCARBON
-  REFRIGERATION
-  AIR CONDITIONING
-  HEAT PUMPS



### COMMERCIAL REFRIGERATION

Ideal for commercial refrigeration: compressors in the ECOLINE PRO series are suitable for operation with R290 and R1270 in low and medium temperature applications.



### HEAT PUMPS

Thanks to broad application limits, systems with very different heat sources and process temperatures can be operated. As a result, the compressors allow for a wide range of heat pump applications.

## HYDROCARBONS FOR FUTURE-PROOF APPLICATIONS



### PROCESS COOLING

The refrigerating capacity of the compressors can be precisely adapted to the requirements of the process, assuring optimal process temperature and stability.



### AIR CONDITIONING

The compressors in the ECOLINE PRO series deliver high energy efficiency thanks to their very good coefficient of performance, which reduces operating costs.

# ECOLINE PRO FOR PROPANE, ISOBUTANE AND MORE

## + VARIOUS REFRIGERANTS

R290 and R1270 for low and medium temperature applications; R290 and R600a for heat pumps

## + LOW OPERATING COSTS


Highly efficient motors and optimised suction gas routing

## + USER-FRIENDLY

Activation and configuration of peripheral devices via the IQ MODULE

## + WIDE CAPACITY CONTROL RANGE

Can be equipped with VARISTEP and operated with a frequency inverter



The ECOLINE PRO series combines high efficiency with reliable performance for refrigeration, air conditioning and heat pump systems that rely on future-proof refrigerants.

### IQ MODULE

The IQ MODULE operates and monitors the peripheral devices installed on the compressor.

### VARISTEP CAPACITY CONTROL

The VARISTEP system allows to adapt the refrigerating capacity to the demand of the system.

### OPTIMISED OIL MANAGEMENT

In addition to the standard polyalkylene glycol oil BSG68K, poly-alpha-olefin oil SHC226E is optionally available.

### OPERATING RELIABILITY

Oil management and comprehensive monitoring of motor temperature and application limits guarantee operating reliability at all times.

### ENHANCED TIGHTNESS

If the product contains flammable gases, the enhanced tightness as per EN 1127-1 means that no potentially explosive atmosphere has to be assumed around the component.

## ECOLINE PRO

Whether propane, propene or isobutane, the compressors in the ECOLINE PRO series are suitable for different hydrocarbons depending on the application.

# ECOLINE PRO

## EFFICIENCY MEETS SUSTAINABILITY

### EXTENSIVE EQUIPMENT OPTIONS

- // VARISTEP stepless or stepped capacity control
- // Discharge gas temperature monitoring and logging

#### For retrofitting:


- // Application limit monitoring
- // OLM-IQ oil level controller

### WEAR-RESISTANT AND EFFICIENT DRIVE GEAR

- // Advanced multi-layer bearings
- // Particularly efficient working valves
- // Quiet and low in vibration

### OPTIMISED LUBRICATION

- // Polyalkylene glycol oil BSG68K as standard, poly-alpha-olefin oil SHC226E as option
- // Oil monitoring and protection with OLC (oil level monitoring) or DP (differential oil pressure switch)
- // For systems with active oil management, an OLM-IQ kit can be provided as a retrofit kit.



### VARISTEP CAPACITY CONTROL

- // Virtually stepless capacity control with easy and effective activation via the IQ MODULE
- // Capacity can be adapted as needed within a wide range of 10..100%
- // Reduced pressure fluctuations thanks to quick adaptation to changed system conditions
- // Increased overall efficiency thanks to more stable, higher average suction pressure

### IQ MODULE CM-RC-02

- // Activation and configuration of peripheral devices
- // Data log
- // Application limit monitoring

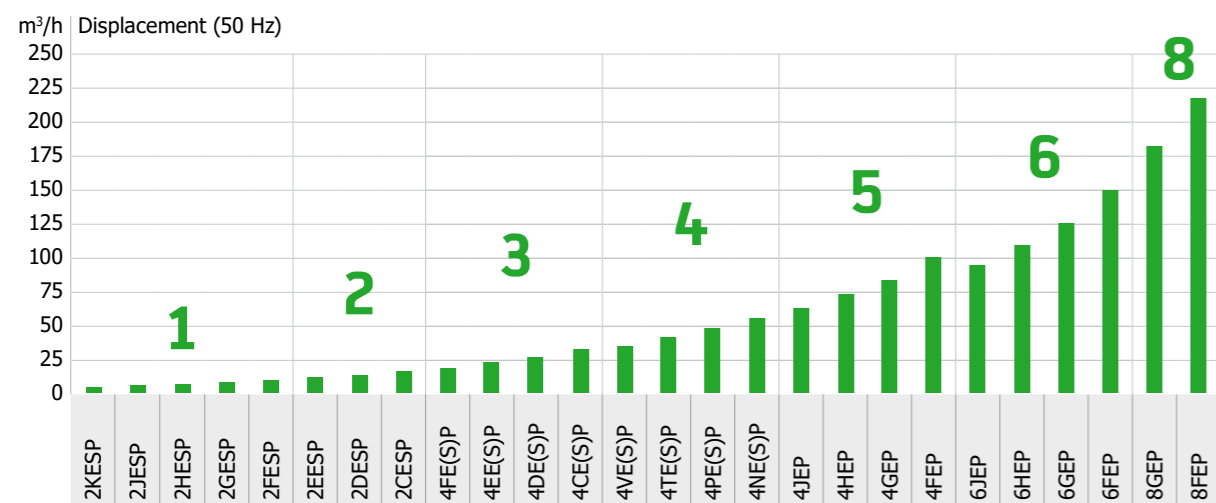


### DIFFERENT MOTOR VERSIONS

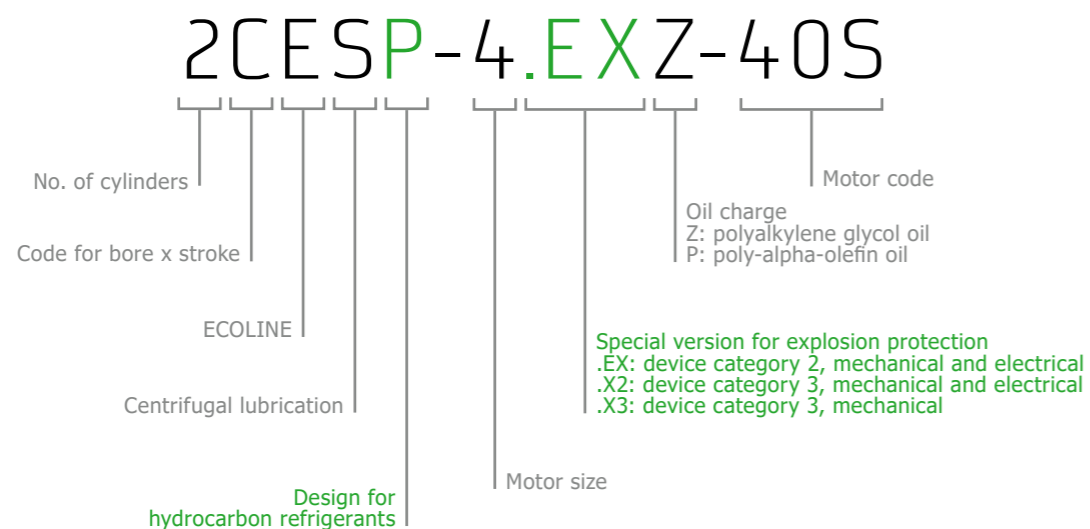
- // Motor 0 for R290 heat pumps with high process temperatures
- // Motor 1 with extended R290 application limits for air/water and water/water heat pumps
- // Motors 1 and 2 for all standard low and medium temperature applications with R290 and R1270

# COMPRESSORS FOR HYDROCARBONS

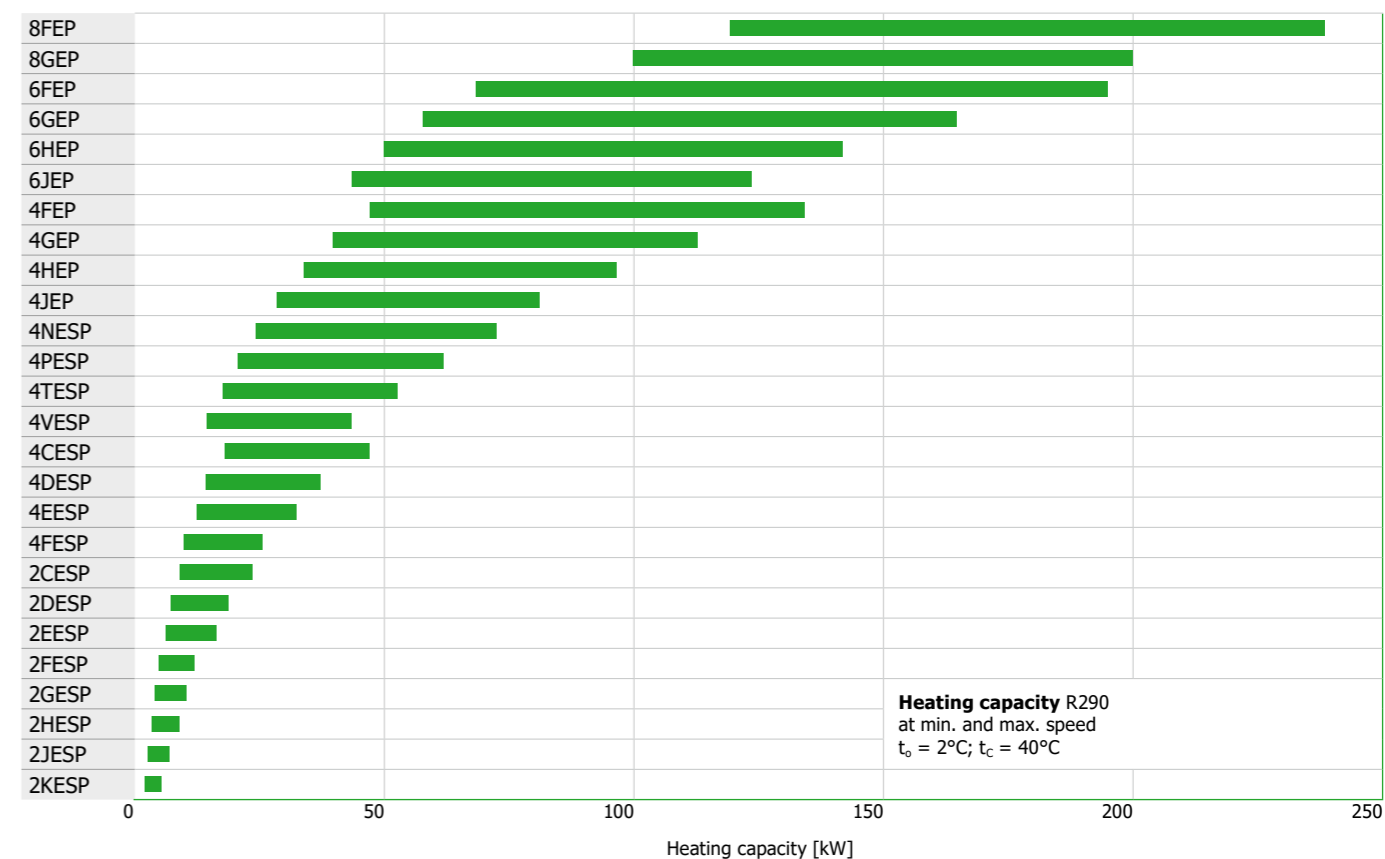
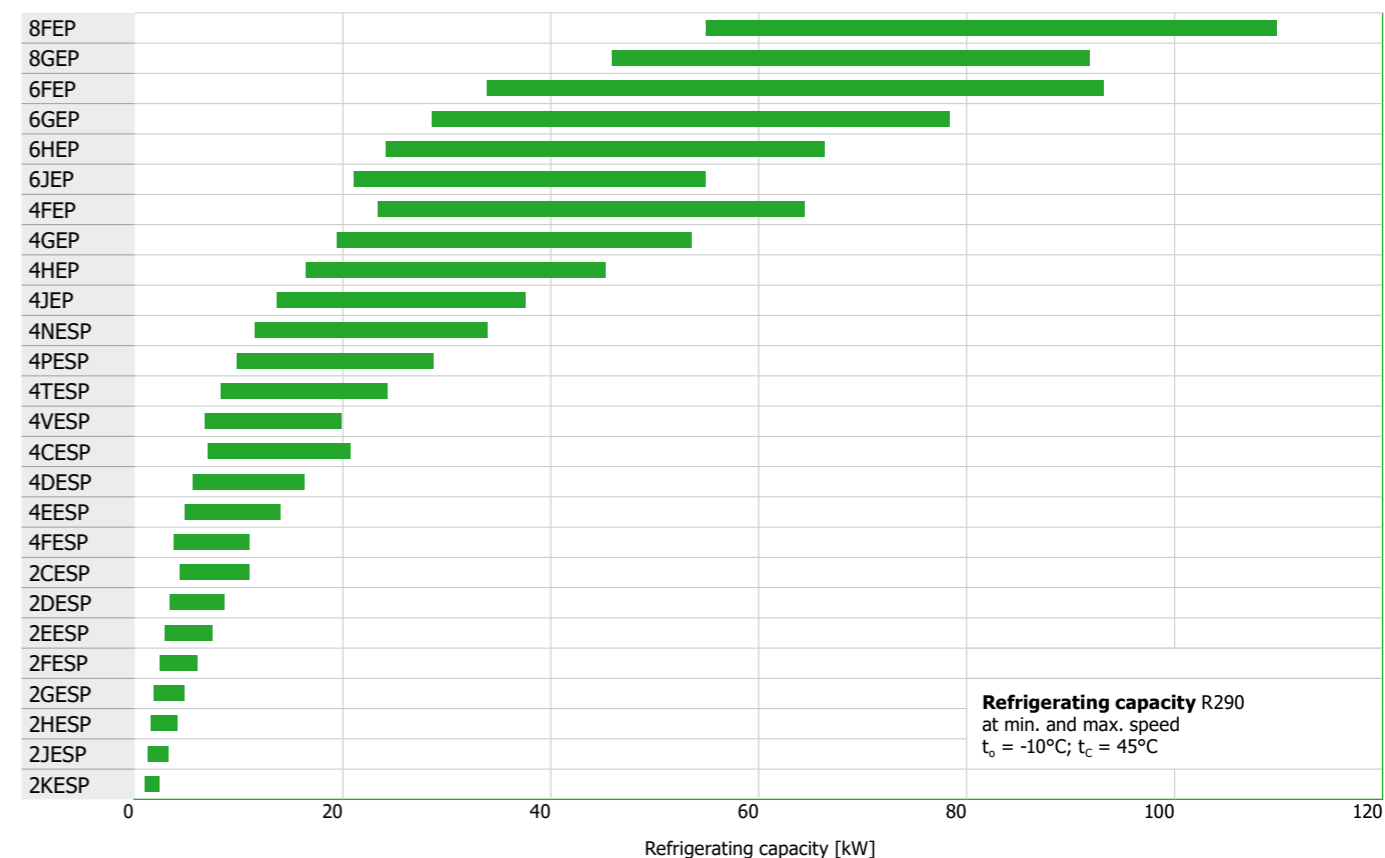
## CAPACITY RANGES



## EXPLANATION OF THE MODEL DESIGNATION



## APPLICATION RANGES



## TECHNICAL DATA AND PERFORMANCE VALUES

Compressor model	Motor version	Displacement at 50 Hz in m <sup>3</sup> /h	Refrigerating capacity R290 Q <sub>o</sub> in kW		Oil charge in dm <sup>3</sup>	Weight in kg	Electrical data	
			t <sub>o</sub> /t <sub>c</sub> = -10/45°C	t <sub>o</sub> /t <sub>c</sub> = 5°C/50°C			Max. operating current in A <sup>Ⓛ</sup>	
Δ/Y Motor								
2KESP-05Z	1	4.06	1.62	2.71	1.0	46	4.9/2.8	
2JESP-07Z	1	5.21	2.19	3.55	1.0	47	6.4/3.7	
2HESP-1Z	2	6.51	2.77		1.0	47	6.6/3.8	
2HESP-2Z	1	6.51	2.81	4.50	1.0	49	7.8/4.5	
2GESP-2Z	1	7.58	3.26	5.21	1.0	49	8.7/5.0	
2FESP-2Z	2	9.54	4.09		1.0	49	9.2/5.3	
2FESP-3Z	1	9.54	4.10	6.54	1.0	50	10.6/6.1	
2EESP-2Z	2	11.4	5.03		1.5	74	10.4/6.0	
2EESP-3Z	1	11.4	5.03	8.26	1.5	77	13.0/7.5	
2DESP-2Z	2	13.4	5.84		1.5	73	13.0/7.5	
2DESP-3Z	1	13.4	5.84	9.56	1.5	77	15.0/8.6	
2CESP-3Z	2	16.2	7.44		1.5	76	15.8/9.1	
2CESP-4Z	1	16.2	7.44	12.10	1.5	76	17.4/10.0	
4FESP-3Z	2	18.1	7.90		2.0	90	16.5/9.5	
4FESP-5Z	1	18.1	7.90	13.03	2.0	95	18.0/10.8	
4EESP-4Z	2	22.7	10.07		2.0	93	21.1/12.2	
4EESP-6Z	1	22.7	10.07	16.54	2.0	95	23.7/13.6	
4DESP-5Z	2	26.8	11.69		2.0	94	25.5/14.5	
4DESP-7Z	1	26.8	11.69	19.14	2.0	100	28.7/16.5	
4CESP-6Z	2	32.5	14.90		2.0	99	30.8/17.7	
4CESP-9Z	1	32.5	14.90	24.20	2.0	99	35.1/20.2	

Tentative data

## PERFORMANCE DATA

The BITZER SOFTWARE is available in multiple languages, directly in a browser or as a Windows download. It is always up to date and also optimised for mobile devices.

The BITZER SOFTWARE comprises:

- // Performance data for all established refrigerants at freely selectable operating conditions
- // All relevant technical data
- // Calculation results and individually defined performance tables for the compressors
- // Seasonal calculations
- // Parallel compounds
- // Available accessories and their selection
- // All relevant technical documents



BITZER SOFTWARE

Further details can be found in the BITZER SOFTWARE. Scan QR code for more information.



Compressor model	Motor version	Displacement at 50 Hz in m <sup>3</sup> /h	Refrigerating capacity R290 Q <sub>o</sub> in kW		Oil charge in dm <sup>3</sup>	Weight in kg	Electrical data	
			t <sub>o</sub> /t <sub>c</sub> = -10/45°C	t <sub>o</sub> /t <sub>c</sub> = 5°C/50°C			Max. operating current in A <sup>Ⓛ</sup>	
PW Motor								
4VESP-7Z	2	34.7	14.29		2.6	139	14.1	
4VESP-10Z	1	34.7	14.29	24.25	2.6	146	18.5	
4VESP-11Z	0	34.7	14.28	24.20	2.6	146	20.5	
4TESP-9Z	2	41.3	17.50		2.6	143	17.2	
4TESP-12Z	1	41.3	17.50	29.40	2.6	147	22.3	
4TESP-14Z	0	41.3	17.50	29.40	2.6	147	24.9	
4PESP-12Z	2	48.5	20.30		2.6	145	19.4	
4PESP-15Z	1	48.5	20.65	34.55	2.6	153	26.2	
4PESP-18Z	0	48.5	20.70	34.65	2.6	153	29.7	
4NESP-14Z	2	56.2	24.30		2.6	146	23.3	
4NESP-20Z	1	56.2	24.40	40.55	2.6	157	29.7	
4NESP-22Z	0	56.2	24.45	40.75	2.6	157	34.1	
4JEP-15Z	2	63.5	28.30		4.0	192	26.5	
4JEP-22Z	1	63.5	27.75	46.10	4.0	192	34.2	
4JEP-25Z	0	63.5	27.90	46.35	4.0	208	39.0	
4HEP-18Z	2	73.7	33.95		4.0	191	31.3	
4HEP-25Z	1	73.7	33.40	54.90	4.0	207	41.1	
4HEP-28Z	0	73.7	32.70	54.20	4.0	207	45.7	
4GEP-23Z	2	84.6	40.05		4.5	196	36.0	
4GEP-30Z	1	84.6	39.50	64.40	4.5	209	48.4	
4GEP-32Z	0	84.6	39.55	64.60	4.5	209	54.4	
4FEP-28Z	2	101.8	47.90		4.5	207	44.7	
4FEP-35Z	1	101.8	47.50	75.80	4.5	207	58.4	
6JEP-25Z	2	95.3	43.75		4.75	234	40.8	
6JEP-33Z	1	95.3	42.70	70.10	4.75	244	53.5	
6JEP-35Z	0	95.3	42.70	70.10	4.75	244	60.7	
6HEP-28Z	2	110.5	50.00		4.75	233	46.8	
6HEP-35Z	1	110.5	49.00	80.20	4.75	241	62.1	
6HEP-40Z	0	110.5	49.00	80.20	4.75	244	70.5	
6GEP-34Z	2	126.8	58.10		4.75	230	55.4	
6GEP-40Z	1	126.8	57.80	93.30	4.75	240	73.8	
6GEP-45Z	0	126.8	57.80	93.30	4.75	250	89.3	
6FEP-44Z	2	151.6	69.30		4.75	244	68.7	
6FEP-50Z	1	151.6	68.70	109.90	4.75	246	94.1	
8GEP-50Z	2	185.0	76.10		5	342	87.9	
8GEP-60Z	1	185.0	76.50	124.20	5	352	112.1	
8FEP-60Z	2	221.0	89.20		5	361	103.5	
8FEP-70Z	1	221.0	91.50	148.40	5	363	131.7	

Tentative data



ECOLINE PRO

### PERFORMANCE DATA

Data based on refrigerant R290 (propane) with 10 K superheat  
 t<sub>o</sub>: evaporation temperature  
 t<sub>c</sub>: condensing temperature

### TOLERANCES

Refrigerating capacity as per EN 12900, weight ± 5%, maximum operating current ± 5%, maximum power consumption ± 5%

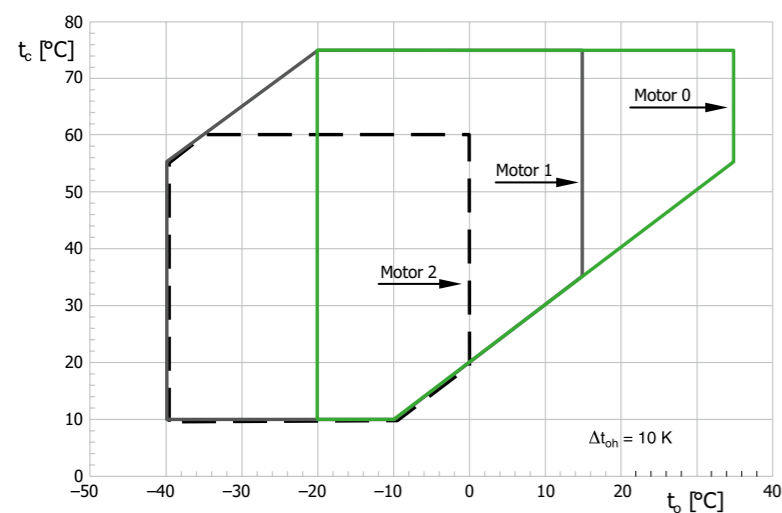
<sup>Ⓛ</sup> Data for star or delta direct-on-line start motor are based on 400 V/3/50 Hz with direct mains operation, as are the data for the part winding motor at 50 Hz. Take max. operating current/max. power consumption into account when selecting contactors, cables and fuses. Contactors: operational category AC3. Use thermal overload relay to protect the max. operating current.

These data also apply to the corresponding ECOLINE PRO ATEX versions.

## APPLICATION LIMITS

Based on 10 K suction gas superheat

R290



$t_o$  Evaporation temperature (°C)  
 $t_{oh}$  Suction gas temperature (°C)  
 $\Delta t_{oh}$  Suction gas superheat (K)  
 $t_c$  Condensing temperature (°C)

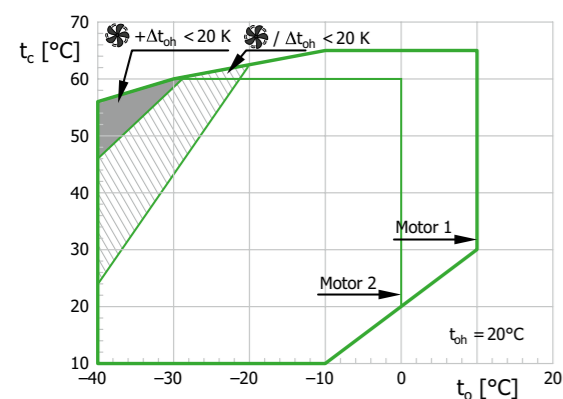
Additional cooling and restricted suction gas superheat required  
 Suction gas superheat less than 20 K  
 Additional cooling or restricted suction gas superheat required

Other refrigerants upon request.

4VESP..6FEP

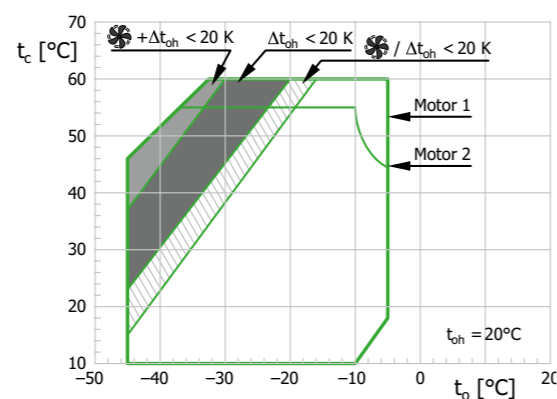
Based on 20°C suction gas temperature

R290



2KESP..4CESP, 8GEP..8FEP

R1270

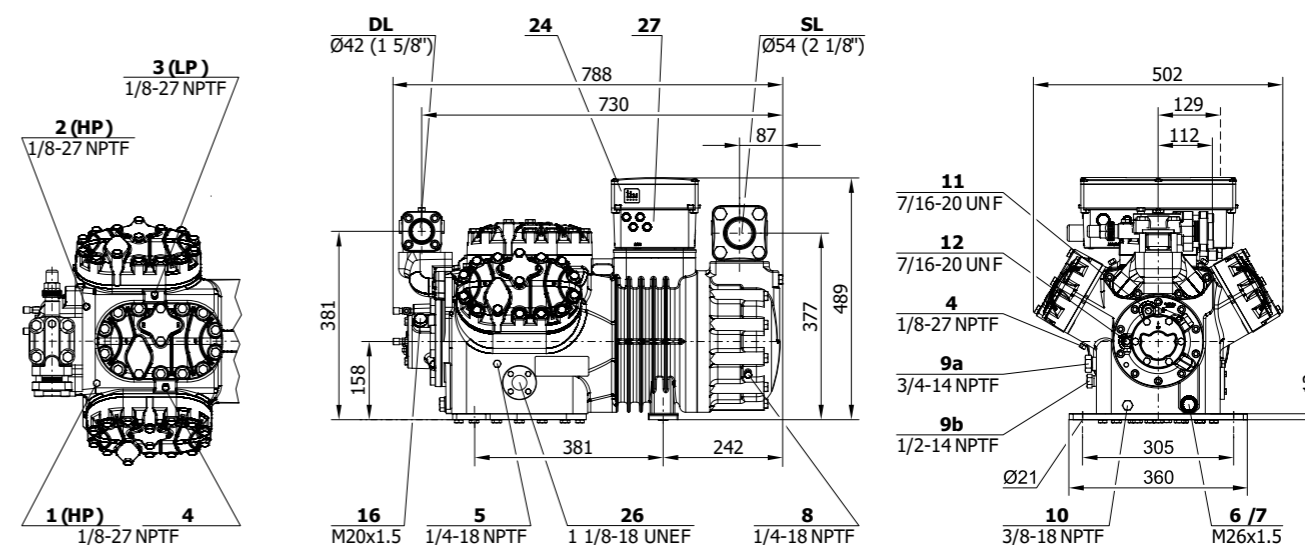


2KESP..8FEP

## DIMENSIONAL DRAWINGS

Exemplary dimensional drawing, details in the BITZER SOFTWARE.

Compressor model 6FEP



## CONNECTIONS

- |   |   |
|---|---|
| 1 High pressure connection (HP)                         | 11 Oil pressure connection +  |
| 2 Connection for discharge gas temperature sensor (HP)  | 12 Oil pressure connection -  |
| 3 Low pressure connection (LP)                          | 16 Connection for oil monitoring (oil level or oil differential pressure) |
| 4 Connection for RI/CIC injection nozzle (LP)           | 24 Module housing (IQ MODULE included)                                    |
| 5 Oil fill plug   | 26 Sight glass  |
| 6 Oil drain   | 27 Terminal box   |
| 7 Oil filter (magnetic screw)                           | SL Suction gas line   |
| 8 Oil return (from oil separator)                       | DL Discharge gas line   |
| 9a Connection for gas equalisation (parallel operation) |   |
| 9b Connection for oil equalisation (parallel operation) |   |
| 10 Connection for oil heater                            |   |

Dimensions subject to the tolerances specified in EN ISO 13920-B.




Further details can be found in the BITZER SOFTWARE.  
 Scan QR code for more information.



# ECOLINE PRO FOR EXPLOSION- PROOF AREAS

## Explosion protection equipment for zones 1 and 2

- // Device category 2, mechanical and electrical
- // Certified in accordance with the EU Explosion Protection Directive 2014/34/EU
- // ATEX markings:
  - Ex II-/2G Ex h db eb ib mb IIC T3 Gb
  - Ex II-/2G Ex h db eb ib mb IIB T3 Gb
- // Terminal box and terminal plate
- // Discharge gas temperature sensor in every cylinder head
- // Oil monitoring
- // Optional: oil heater and, depending on the model, capacity regulator CR



- // Optional: solenoid valves suitable for potentially explosive atmospheres, for CR
- // Optional: ESD coating for gas group IIC and painting as per DIN EN 12944 (C5 or CX) or Norsok M501
- // For application limits and further information, see Operating Instructions KB-109.
- // The performance data correspond to that of the respective ECOLINE PRO models listed above.

## SPECIAL EXPLOSION-PROOF DESIGNS FOR X2 AND X3



### X2

### X2 ATEX SPECIAL DESIGN DEVICE CATEGORY 3, MECHANICAL AND ELECTRICAL

- // No mechanical or electrical sources of ignition when in normal operation without faults
- // Enhanced tightness as per EN 1127-1 and therefore technically tight in the long term
- // ATEX marking EX II - 3G Ex h ec ic mc IIA T2 Gc
- // For further information, see Operating Instructions KB-108

### X3

### X3 ATEX SPECIAL DESIGN DEVICE CATEGORY 3, MECHANICAL

- // No mechanical sources of ignition when in normal operation without faults
- // Enhanced tightness as per EN 1127-1 and therefore technically tight in the long term
- // ATEX marking EX II - 3G Ex h IIA T2 Gc X
  - The label refers to the compressor without terminal box
  - Electrics can be certified for potentially explosive atmospheres by the user
- // For further information, see Operating Instructions KB-108



# RECIPROCATING COMPRESSORS FOR NH<sub>3</sub>

## W/A SERIES

The W/A series is designed and optimised for applications with the refrigerant ammonia (NH<sub>3</sub>). The open drive compressors – whether with direct or belt drive – ensure efficient and reliable operation both on land and at sea.

## NH<sub>3</sub> AS A REFRIGERANT

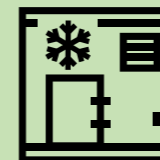
Ammonia has been used as refrigerant R717 in industrial and large refrigeration systems for over a century. It has no ozone depletion potential and no direct global warming potential (GWP 0), while also delivering high efficiency thanks to excellent heat transfer rates. Especially in industrial refrigeration systems with their large refrigerant charge, the significant price advantage is another argument in favour of its use. Its intense odour makes it easily

perceptible even at harmless concentrations. Thanks to these properties, it is an ideal alternative to synthetic refrigerants, but its use does mean that the system technology needs to be adapted: The compressor usually is of open design, with the motor as a separate component. The system is designed with steel pipes, a flooded evaporator and insoluble refrigeration compressor oils.

-  RECIPROCATING COMPRESSORS
-  NH<sub>3</sub>
-  INDUSTRIAL REFRIGERATION
-  COMPRESSOR PACKS

## PROVEN TECHNOLOGY

The compressors in the W/A series boast impressive durability and smooth operation. They are the ideal solution for NH<sub>3</sub> applications at lower capacity ranges of industrial refrigeration.



## COMMERCIAL REFRIGERATION

Reliable and efficient operation in conventional medium temperature applications with air and water cooled condensers.



## MARINE APPLICATIONS

The optional marine kit makes the compressors ideal for marine applications, both for refrigeration of supplies and for air conditioning.

# AMMONIA FOR RELIABLE COOLING



## PROCESS COOLING

The wide speed range allows to adapt the refrigerating capacity perfectly to the required demand of the system.



## AIR CONDITIONING

Highly efficient operation in liquid chillers for the range up to 250 kW refrigerating capacity per compressor.

# OPEN DRIVE COMPRESSORS FOR NH<sub>3</sub>

**+ FLEXIBLE DRIVE**  
Suitable for direct and belt drives

**+ ROBUST AND RELIABLE**  
Long service life guaranteed

**+ SAFE AT SEA**  
Convincing in marine applications

**+ PROVEN LUBRICATION SYSTEM**  
Optimal lubrication with oil pump



The open drive reciprocating compressors in the W/A series for NH<sub>3</sub> applications can be used universally in industrial refrigeration and air conditioning as well as process cooling.

**DIRECT DRIVE WITH COUPLING**  
Different coupling sizes available for all standard motor shafts

**CAPACITY CONTROL**  
Capacity regulators available for all 4 and 6-cylinder compressors

**OPERATING RELIABILITY AND EXTRA SMOOTH OPERATION**  
Specially adapted components and careful balancing of the moving mechanical parts


**RELIABLE TIGHTNESS**  
The shaft seal is optimised for operation with NH<sub>3</sub> and is reliably cooled by refrigeration compressor oil and suction gas.

## W/A SERIES

Reliability and easy maintenance have long made open drive compressors popular options. High-quality craftsmanship of proven components assures a long lifetime and a versatile range of applications.

# W/A SERIES

## FOR HIGHEST DEMANDS IN COOLING



### EXTENSIVE EQUIPMENT OPTIONS

- // Designs with 2, 4 and 6 cylinders for displacements of 19.7..151.6 m<sup>3</sup>/h
- // Water cooled cylinder heads for fresh water and seawater
- // Capacity control CR
- // Coupling and coupling housing
- // Differential oil pressure switch and discharge gas temperature sensor

### RELIABLE LUBRICATION

- // Pressure oil lubrication by means of a reversible gear pump
- // Optional: oil valve for maintenance

### OPTIMISED DRIVE GEAR

- // Surface-hardened crankshaft design
- // Optimised piston form and chromium-plated compression rings for minimal frictional losses
- // Highly efficient, extremely sturdy valve plate design

### DIFFERENT DRIVE OPTIONS

- // Couplings available in all standard shaft diameters
- // Coupling housing for IEC motors
- // Pulleys in different diameters

### SPECIAL SHAFT SEAL

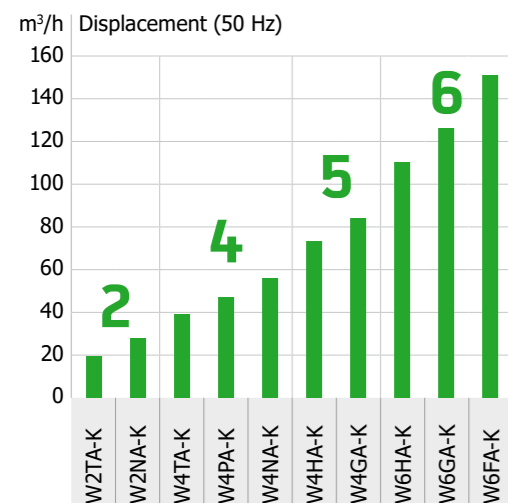
- // Special seal materials for operation with NH<sub>3</sub>
- // Shaft seal is optimally cooled by refrigeration compressor oil and suction gas
- // Easy to change

### PRESSURE-RESISTANT HOUSING

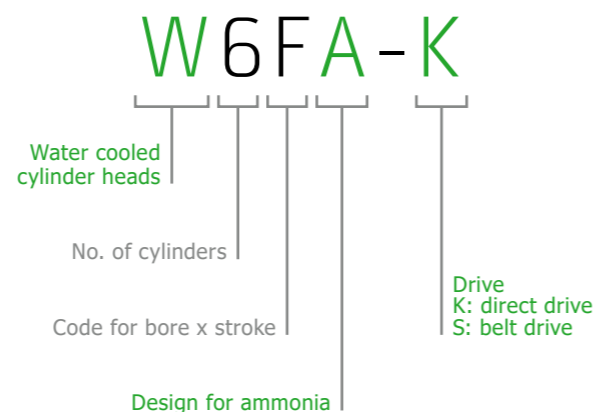
- // Maximum allowable pressures
  - High pressure side 28 bar
  - Low pressure side 19 bar
- // Bolted bottom plate ideal for optional marine conversion kit

# COMPRESSORS FOR NH<sub>3</sub>

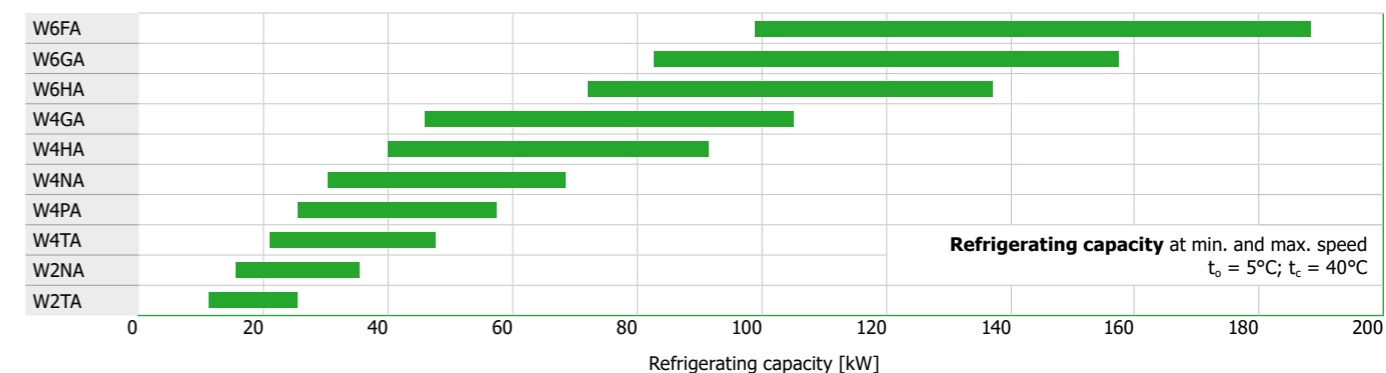
## CAPACITY RANGES



## EXPLANATION OF THE MODEL DESIGNATION



## APPLICATION RANGES



## PERFORMANCE DATA

The BITZER SOFTWARE is available in multiple languages, directly in a browser or as a Windows download. It is always up to date and also optimised for mobile devices.

The BITZER SOFTWARE comprises:

- // Performance data for all established refrigerants at freely selectable operating conditions
- // All relevant technical data
- // Calculation results and individually defined performance tables for the compressors
- // Seasonal calculations
- // Parallel compounds
- // Available accessories and their selection
- // All relevant technical documents

## MARINE VERSION



Most BITZER NH<sub>3</sub> compressors are also available in a marine version to meet the special challenges posed in applications in the offshore sector, on inland waterways and at sea. Whether they are used for refrigeration of supplies or air conditioning, the compressors always offer high operational safety and reliability.

- // Safe operation at high angles of inclination thanks to specially adapted oil management
- // Type approvals or individual approvals according to DNV, others upon request
- // Optional marine paint
- // BITZER Marine Service Network



More details can be found in the marine applications brochure **A-270**.



BITZER  
SOFTWARE

Further details can be found in the BITZER SOFTWARE. Scan QR code for more information.





## ACCESSORIES



### WATER COOLED CYLINDER HEADS

- // Expansion of application limits
- // Seawater resistant design available
- // Standard connection sizes for easy integration



### MARINE KIT

- // Deep bottom plate for optimal oil supply
- // Conversion kit containing frame, seals, screws, plugs, etc.
- // Easy to order as spare part



### COUPLING AND COUPLING HOUSING

- // Alternative to V-belt drive
- // Direct mounting of the motor
- // Housing protected from moving parts
- // Types can be selected to match the motor

Further accessories can be found in the BITZER SOFTWARE.



Whether top or bottom fermented: precise temperature control in the brewery is crucial for a good beer. Ammonia as a refrigerant has a long tradition here – it offers high cooling capacity at affordable prices. Exactly what you want for a good draught beer.

# RECIPROCATING COMPRESSORS FOR HFC/HFO

## ECOLINE // H SERIES // 2-STAGE // EX VERSION

**ECOLINE compressors for HFC and HFO refrigerants are the benchmark for any applications using synthetic refrigerants: in commercial refrigeration, low and medium temperature application and high evaporation temperatures, in heat pumps and special applications. Customers will find a suitable combination of compressor, motor and refrigerant for every application.**

### APPROVED FOR LOW GWP REFRIGERANTS

All ECOLINE compressors can be operated with refrigerants with low global warming potential (GWP), which is important for reducing emissions in line with international requirements. HFO refrigerants R1234yf and R1234ze(E) play a central role here, used as single substances or as part of a mixture.

### UNIQUE OPERATING CHARACTERISTICS

ECOLINE compressors deliver a successful synthesis of balanced drive gear mechanics, motors with high efficiency across a broad operating range and an optimised charge cycle in the suction and compression process. Flow losses have been minimised and heat transmission from the hot gas to the suction gas side reduced.

### RETROFIT IS SIMPLE

A system originally designed for R134a can be converted to R513A, for example, at any time (A1 drop-in). R1234yf is also possible, depending on the system and taking flammability into account. Compressors already operated with R448A or R449A can be converted to R454C, for example (A2L retrofit); see Technical Information AT-540 and following.

- RECIPROCATING COMPRESSORS
- HFC
- HFO
- LOW GWP READY
- INTELLIGENT PRODUCTS



### COMMERCIAL REFRIGERATION

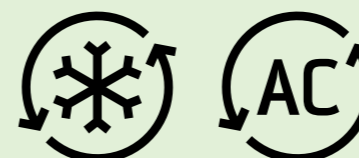
ECOLINE compressors ensure reliable and efficient refrigeration and deep freezing in supermarkets, retail and restaurants.



### HEAT PUMPS

ECOLINE compressors with motor version 1 are the right choice for applications with high condensing temperatures. A separate series – ECOLINE H – is available for high temperature heat pumps.

## CHOICE OF REFRIGERANTS FOR FLEXIBLE APPLICATIONS



### PROCESS COOLING AND AIR CONDITIONING

The highly efficient compressors work reliably with low operating costs – even when operated in tandem or in a compound system. Precise capacity control allows for tight temperature control with perfectly adapted refrigerating capacity.



### MARINE APPLICATIONS

With the optional marine kit, ECOLINE compressors are also ideal for use on ships and drilling platforms.

# PROVEN CHOICE FOR SYNTHETIC REFRIGERANTS

## + DIVERSE SELECTION OF REFRIGERANTS

Suitable for all standard refrigerants in safety classes A1 and A2L, depending on the design

## + INTUITIVE INTERFACE

Activation and configuration of peripheral devices via the IQ MODULE

## + VARIOUS SIZES AND CAPACITIES


2, 4, 6 and 8-cylinder compressors with displacements of 4..221 m<sup>3</sup>/h. Tandems up to 303 m<sup>3</sup>/h

## + LONG LIFETIME, LOW COSTS

Wear-resistant drive gear with multi-layer bearings. Highly efficient motors and optimised suction gas routing

## + PRECISE CAPACITY CONTROL

Can be equipped with VARISTEP and operated with frequency inverter up to 70 Hz. Also ideal in compound systems



**ECOLINE** compressors are design know-how cast in metal, representing over 80 years of development experience by the market leader in reciprocating compressor technology. In addition to single and tandem compressors, there are special designs for different applications:

### ECOLINE H SERIES

These specialists for high temperature heat pumps and transport applications are equipped with a reinforced drive gear and lubrication system.

### ECOLINE 2-STAGE

The extremely compact 2-stage compressors raise the bar in terms of technology and capacity for expanded low temperature application.

### ECOLINE FOR EXPLOSION-PROOF AREAS

The compressors are equipped for zones 1 and 2 and certified in accordance with EU Explosion Protection Directive 2014/34/EU.

### ECOLINE SINGLE PHASE

Compressors with single phase motor can be operated on the public low voltage network or with a generator. They are equipped with a starting device.

### ECOLINE VARISPEED

The integrated suction gas cooled frequency inverter is completely pre-configured and allows for a large control range. VARISPEED compressors are therefore suitable for systems with extreme load fluctuations and as lead compressors in compound systems.

## ECOLINE

**Compressors optimised from start to finish with robust components and excellent energy efficiency at full and part load.**

# ECOLINE FOR HFC/HFO

## LARGEST VARIETY OF REFRIGERANTS AND APPLICATIONS

### EXTENSIVE EQUIPMENT OPTIONS

- // VARISTEP stepless or stepped capacity control on one, multiple or all cylinder banks
- // Oil monitoring and application limit monitoring
- // Discharge gas temperature sensor and oil heater
- // Different connection sizes and shut-off valves
- // Water cooled cylinder heads and additional fan



### IQ MODULE CM-RC-02

- // Activation and configuration of peripheral devices
- // Data log
- // Application limit monitoring



### PRESSURE-RESISTANT HOUSING

- // Maximum allowable pressures
- ECOLINE compressors:
  - High pressure side 32 bar
  - Low pressure side 19 bar
- ECOLINE 2-stage:
  - High pressure side 28 bar
  - Low pressure side 19 bar each



### TANDEMS

Tandem compressors deliver double the capacity for the same range of applications. Their capacity can be controlled virtually stepless between 5 and 100%.

### WEAR-RESISTANT AND EFFICIENT DRIVE GEAR

- // Advanced multi-layer bearings
- // Particularly efficient working valves
- // Minimal clearance volume
- // Reduced flow losses at low condensing temperatures

### OLM-IQ OIL LEVEL CONTROLLER

- // Reliable stepless measurement via float
- // High precision, regardless of oil foams
- // Simultaneous measurement and oil injection
- // Easy configuration and operation via IQ MODULE
- // Data collection, logging and analysis via BEST SOFTWARE and BITZER Digital Network (BDN)

### DIFFERENT MOTOR VERSIONS


- // Motor 1 for demanding pressure levels
- // Motor 2 for conventional medium and low temperature application
- // Motor 3 for moderate operating pressures, such as for supermarket applications with R134a or refrigerants with the same pressure level and for operation with frequency inverter up to 70 Hz
- // Special voltage motors

### HIGH ENERGY EFFICIENCY

- // Large suction gas cooled motor
- // Ideal for speed control

### QUIET AND LOW IN VIBRATION

- // Optimised mass compensation
- // Low discharge gas pulsations thanks to special cylinder head design
- // Compressor mounting with vibration dampers



# COMPRESSORS FOR HFC/HFO

## PERFORMANCE DATA

The BITZER SOFTWARE is available in multiple languages, directly in a browser or as a Windows download. It is always up to date and also optimised for mobile devices.

The BITZER SOFTWARE comprises:

- // Performance data for all established refrigerants at freely selectable operating conditions
- // All relevant technical data
- // Calculation results and individually defined performance tables for the compressors
- // Seasonal calculations
- // Parallel compounds
- // Available accessories and their selection
- // All relevant technical documents

## ASERCOM CERTIFICATION

The Association of European Refrigeration Component Manufacturers (ASERCOM) implemented a certification for performance data of refrigeration compressors. The high standard of this certification is guaranteed by:

- // Plausibility checks on the data carried out by experts
- // Regular measurements by independent institutes

A number of BITZER compressors are already certified, and more will follow. Compressor performance data that meet these strict requirements are permitted to carry the label 'ASERCOM certified product'. All certified compressors are listed on the ASERCOM website with further information ([www.asercom.org](http://www.asercom.org)).



**In the BITZER SOFTWARE, the corresponding compressors are marked with this label.**

## MARINE VERSION

Most BITZER HFC/HFO compressors are also available in a marine version to meet the special challenges posed in applications in the offshore sector, on inland waterways and at sea. Whether they are used for refrigeration of supplies, air conditioning or even in large heat pumps, the compressors always offer high operating safety and reliability.

- // Safe operation at high angles of inclination thanks to specially adapted oil management
- // Type approvals or individual approvals according to DNV, others upon request
- // Optional marine paint
- // BITZER Marine Service Network



More details can be found in the marine applications brochure A-270.



MARINE



BITZER SOFTWARE

Further details can be found in the BITZER SOFTWARE. Scan QR code for more information.



## LUBRICATION SYSTEM

Compressors in housing sizes 1 and 2 are always equipped with centrifugal lubrication; compressors in housing sizes 3 and 4 are fitted with centrifugal lubrication or an oil pump, depending on the series. Housing sizes 5..8 always have an oil pump. The housing size is assigned specified in the capacity range charts on the following pages.

Housing size	1	2	3	4	5	6	8
ECOLINE single compressor					1		
ECOLINE tandem					1		
ECOLINE single phase							
ECOLINE H							
ECOLINE 2-stage							
ECOLINE explosion protection							

■ Centrifugal lubrication

■ Design with oil pump


<sup>1</sup> Special version with oil pump possible



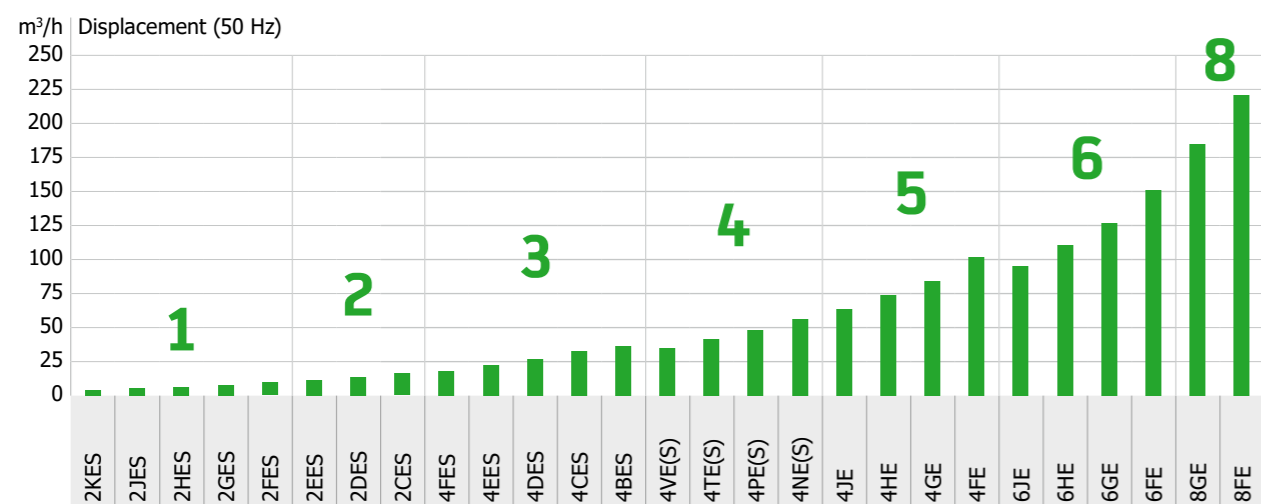
# ECOLINE STANDARD

## 2KES..8FE

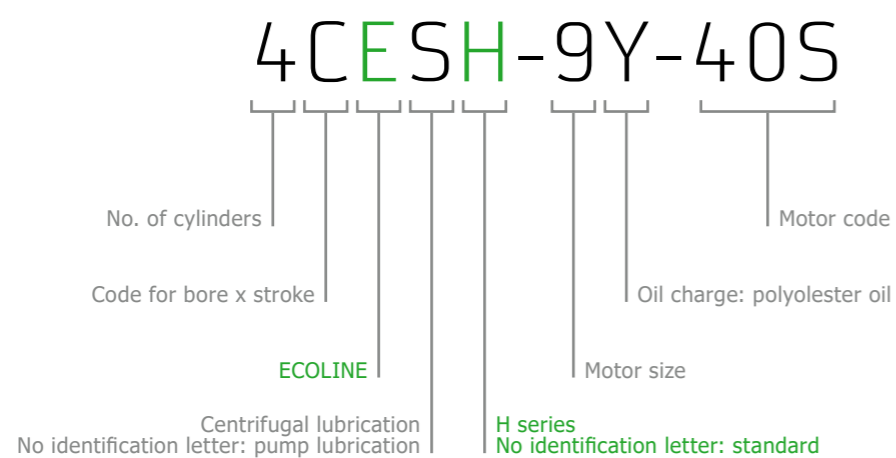
The highly efficient compressors in the ECOLINE series can be used universally and meet the demanding requirements of modern refrigeration systems, such as those for part load efficiency and the seasonal energy efficiency ratio SEER. Every ECOLINE compressor is compatible with its predecessor and can be replaced without modifying the system.



### CAPACITY RANGES

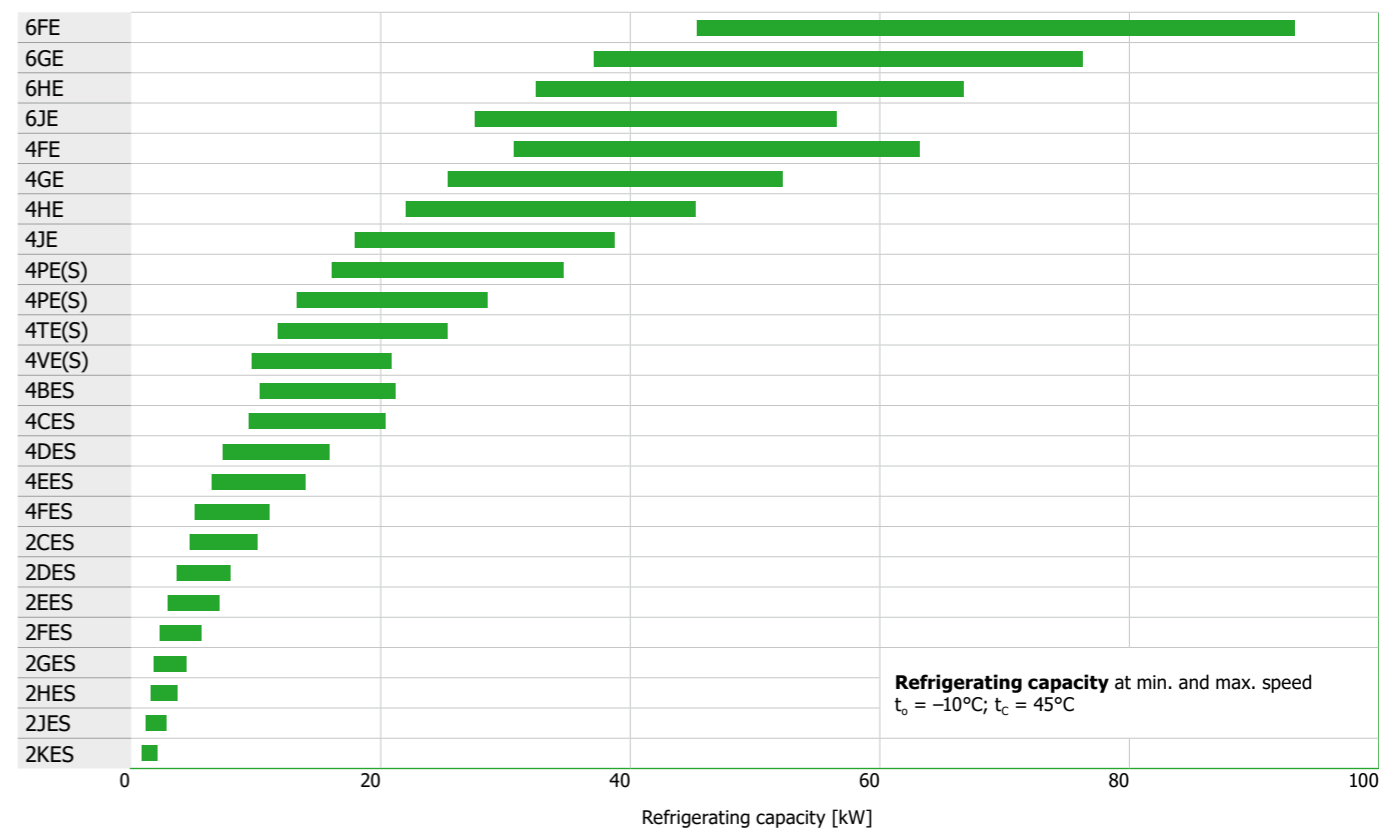


### EXPLANATION OF THE MODEL DESIGNATION

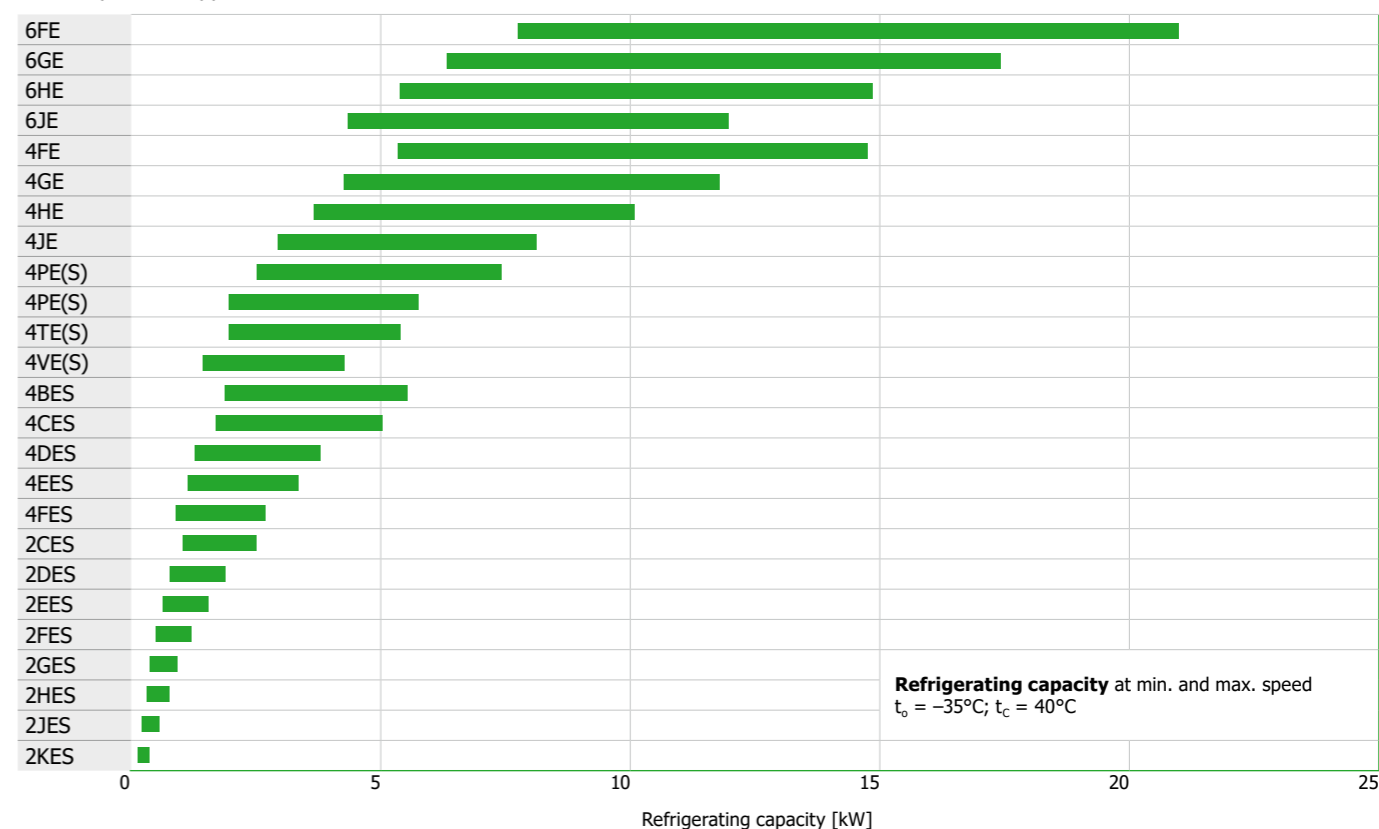


### APPLICATION RANGES

Medium temperature application with R448A/R449A



Low temperature application with R454C



# TECHNICAL DATA AND PERFORMANCE VALUES

Compressor model	Motor version	Displacement at 50 Hz in m <sup>3</sup> /h	Refrigerating capacity Q <sub>0</sub> in kW			Oil charge in dm <sup>3</sup>	Weight in kg <sup>①</sup>	Electrical data Max. operating current in A <sup>②</sup>
			R1234yf t <sub>0</sub> /t <sub>c</sub> = -10°C/45°C	R448A/449A t <sub>0</sub> /t <sub>c</sub> = -10/45°C	R454C t <sub>0</sub> /t <sub>c</sub> = -35/40°C			
<b>Δ/Y Motor</b>								
2KES-05Y	1	4.06	1.03	1.65	0.31	1.0	46	4.9 / 2.8
2JES-07Y	1	5.21	1.32	2.23	0.48	1.0	47	6.4 / 3.7
2HES-1Y	2	6.51	1.84	2.86	0.64	1.0	47	6.6 / 3.8
2HES-2Y	1	6.51	1.83	2.86	0.64	1.0	49	7.8 / 4.5
2GES-2Y	1	7.58	2.17	3.38	0.78	1.0	49	8.7 / 5.0
2FES-2Y	2	9.54	2.59	4.27	1.00	1.0	49	9.2 / 5.3
2FES-3Y	1	9.54	2.69	4.27	1.00	1.0	50	10.6 / 6.1
2EES-2Y	2	11.4	3.34	5.38	1.29	1.5	74	10.4 / 6.0
2EES-3Y	1	11.4	3.34	5.38	1.29	1.5	77	13.0 / 7.5
2DES-2Y	2	13.4	3.89	6.25	1.55	1.5	73	13.0 / 7.5
2DES-3Y	1	13.4	3.89	6.25	1.55	1.5	77	15.0 / 8.6
2CES-3Y	2	16.2	4.98	7.98	2.07	1.5	76	15.8 / 9.1
2CES-4Y	1	16.2	4.98	7.98	2.07	1.5	76	17.4 / 10.0
4FES-3Y	2	18.1	5.14	8.74	2.23	2.0	90	16.5 / 9.5
4FES-5Y	1	18.1	5.14	8.74	2.23	2.0	95	18.0 / 10.8
4EES-4Y	2	22.7	6.80	10.95	2.77	2.0	93	21.1 / 12.2
4EES-6Y	1	22.7	6.80	10.95	2.77	2.0	95	23.7 / 13.6
4DES-5Y	2	26.8	7.65	12.48	3.13	2.0	94	25.5 / 14.5
4DES-7Y	1	26.8	7.65	12.48	3.13	2.0	100	28.7 / 16.5
4CES-6Y	2	32.5	9.79	15.94	4.16	2.0	99	30.8 / 17.7
4CES-9Y	1	32.5	9.79	15.94	4.16	2.0	99	35.1 / 20.2
4BES-9Y	2	36.1	10.76	17.52	4.55	2.0	99	31.3 / 18.0
<b>PW Motor</b>								
4VE(S)-7Y	2	34.7	10.24	16.31	3.58	2.6	142 (139)	16.6
4VE(S)-10Y	1	34.7	10.01	16.32	3.52	2.6	149 (146)	19.9
4TE(S)-9Y	2	41.3	12.47	19.94	4.56	2.6	144 (143)	19.9
4TE(S)-12Y	1	41.3	12.18	19.89	4.45	2.6	148 (147)	25.1
4PE(S)-12Y	2	48.5	14.08	22.60	4.91	2.6	147 (145)	22.7
4PE(S)-15Y	1	48.5	13.77	22.40	4.74	2.6	156 (153)	28.2
4NE(S)-14Y	2	56.2	16.77	27.10	6.21	2.6	155 (146)	26.6
4NE(S)-20Y	1	56.2	16.63	27.10	6.10	2.6	159 (157)	33.2
4JE-15Y	2	63.5	19.42	31.60	7.52	4.0	192	30.8
4JE-22Y	1	63.5	18.97	30.60	6.85	4.0	192	37.2
4HE-18Y	2	73.7	23.10	37.10	9.07	4.0	191	36.7
4HE-25Y	1	73.7	22.70	36.30	8.49	4.0	207	44.0
4GE-23Y	2	84.6	25.90	43.10	10.85	4.5	196	43.9
4GE-30Y	1	84.6	26.50	41.80	9.94	4.5	209	51.2
4FE-28Y	2	101.8	31.90	51.20	13.04	4.5	207	52.8
4FE-35Y	1	101.8	31.10	50.60	12.44	4.5	207	62.1
6JE-25Y	2	95.3	28.40	47.00	11.24	4.75	234	46.4
6JE-33Y	1	95.3	28.60	45.30	10.10	4.75	244	53.2
6HE-28Y	2	110.5	33.80	54.50	13.40	4.75	233	53.2
6HE-35Y	1	110.5	33.10	53.40	12.53	4.75	241	64.4
6GE-34Y	2	126.8	38.90	64.10	16.61	4.75	230	65.5
6GE-40Y	1	126.8	38.90	61.10	14.68	4.75	240	73.9
6FE-44Y	2	151.6	47.10	76.60	19.54	4.75	244	83.2
6FE-50Y	1	151.6	45.90	74.70	18.00	4.75	246	96.2
8GE-50Y	2	185.0	upon request	upon request	upon request	5.0	342	92
8GE-60Y	1	185.0	upon request	upon request	upon request	5.0	352	113
8FE-60Y	2	221.0	upon request	upon request	upon request	5.0	361	113
8FE-70Y	1	221.0	upon request	upon request	upon request	5.0	363	139

## PERFORMANCE DATA

Data based on 20°C suction gas temperature  
 t<sub>0</sub>: evaporation temperature  
 t<sub>c</sub>: condensing temperature

## TOLERANCES

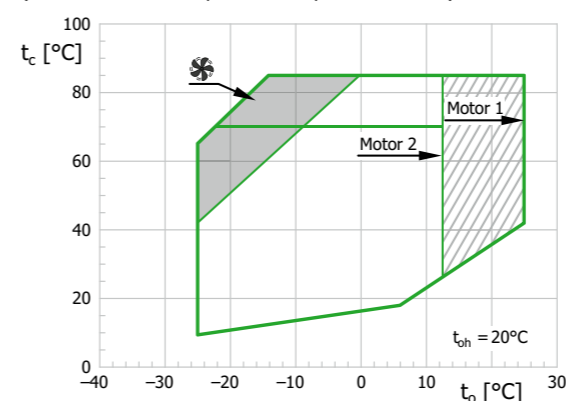
Refrigerating capacity as per EN 12900, weight ± 5%,  
 maximum operating current ± 5%,  
 maximum power consumption ± 5%

- ① Rows with two weights specified: the first value is the weight of the compressor with oil pump, the value in brackets is the weight of the compressor with centrifugal lubrication.
- ② Data for star or delta direct-on-line start motor are based on 400 V/3/50 Hz with direct mains operation, as are the data for the part winding motor at 50 Hz.  
 Take max. operating current/max. power consumption into account when selecting contactors, cables and fuses.  
 Contactors: operational category AC3. Use thermal overload relay to protect the max. operating current.

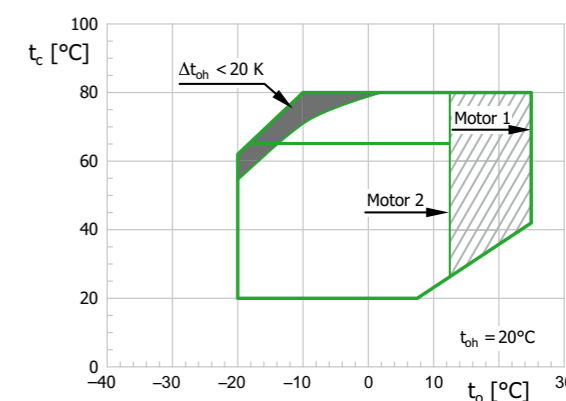
These data also apply to the corresponding ECOLINE compressors for explosion-proof areas. Displacement and capacity are doubled for tandem compressors.

## APPLICATION LIMITS

**R1234yf, R513A, R450A, R134a**  
 (R450A: minimum evaporation temperature: -22°C)

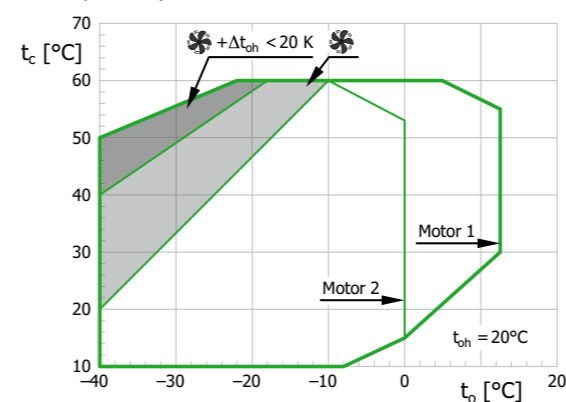


2KES..6FE and 22EES..66FE

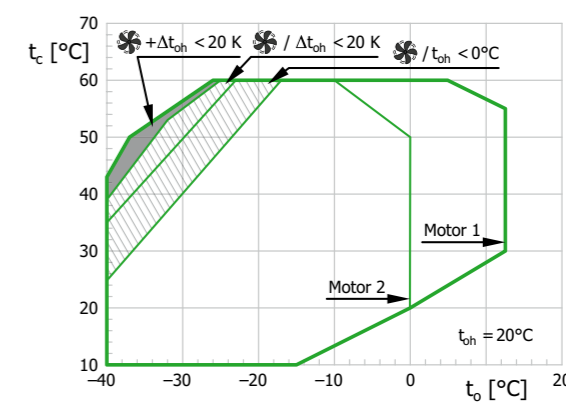


8GE..8FE

**R454C, R448A, R449A**



2KES..4BES and 22EES..44CES



4VES..6FE and 44VES..66FE

t<sub>0</sub> Evaporation temperature (°C)  
 t<sub>ch</sub> Suction gas temperature (°C)  
 Δt<sub>ch</sub> Suction gas superheat (K)  
 t<sub>c</sub> Condensing temperature (°C)

- Additional cooling required
- Additional cooling or restricted suction gas superheat required
- Additional cooling and restricted suction gas superheat required
- Suction gas superheat less than 20 K
- Suction gas superheat at least 10 K

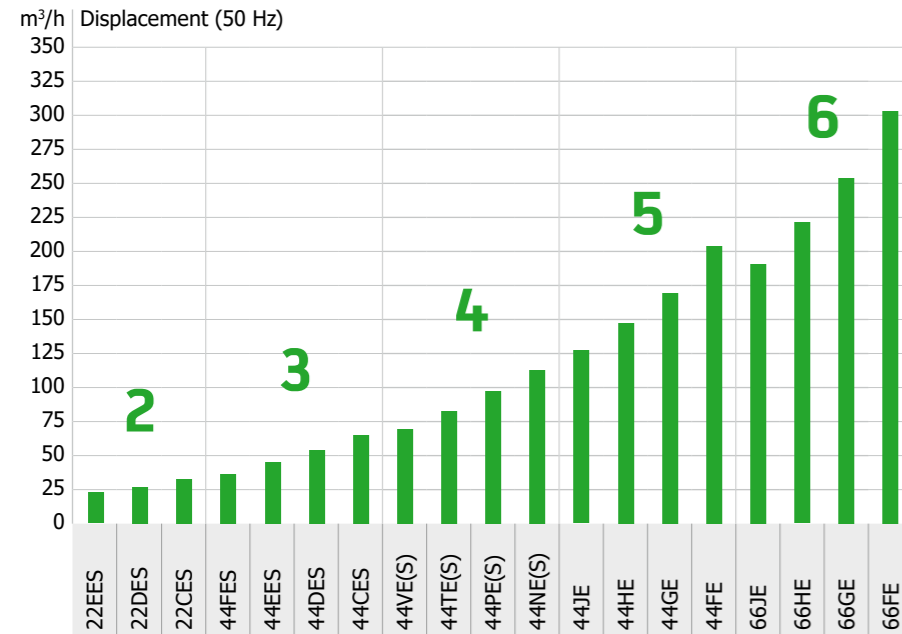
Additional compressors and refrigerants upon request.

## ECOLINE TANDEM 22EES..66FE

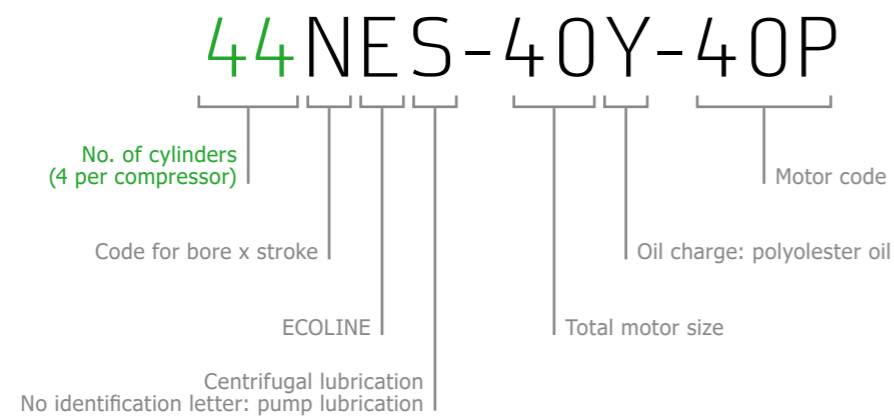
Tandem compressors are the easiest and safest form of a parallel compound with two compressors. The crankcases are connected by a large suction gas chamber, which enables oil and gas equalisation to be achieved automatically. Refrigerants, application limits and oils are the same as for the single

compressor, while displacement and capacity are doubled. With the IQ MODULE and VARISTEP, virtually stepless capacity control from 100% to around 5% is possible for 4 and 6-cylinder models. An oil level control system must be installed between the two sides when operating with a frequency inverter.

### CAPACITY RANGES



### EXPLANATION OF THE MODEL DESIGNATION



## ECOLINE SINGLE PHASE 2KES-05.E..2FES-2.E

These compressors with single phase motor can be operated on the public low voltage network or with a generator. They are equipped with a starting device. The 2-cylinder compressors are available for displacements of 4..9.5 m<sup>3</sup>/h and can be

operated with many HFC and HFO refrigerants, such as R1234yf or R454C. The standard oil charge is polyolester oil BSE32, while polyolester oil BSE55 is optionally available and required for condensing temperatures above 70°C.



Optimal temperatures are a requirement for global trade in goods and for many industrial processes. BITZER compressors set standards worldwide when it comes to efficiency and reliability. A wide range of systems can be implemented, using single compressors or combining them in a compound system.



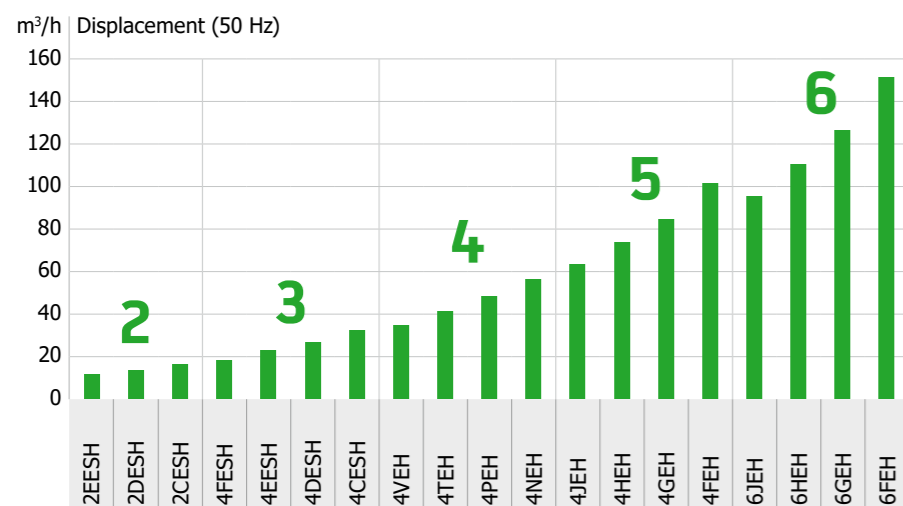
# ECOLINE H SERIES

## 2EESH..6FEH

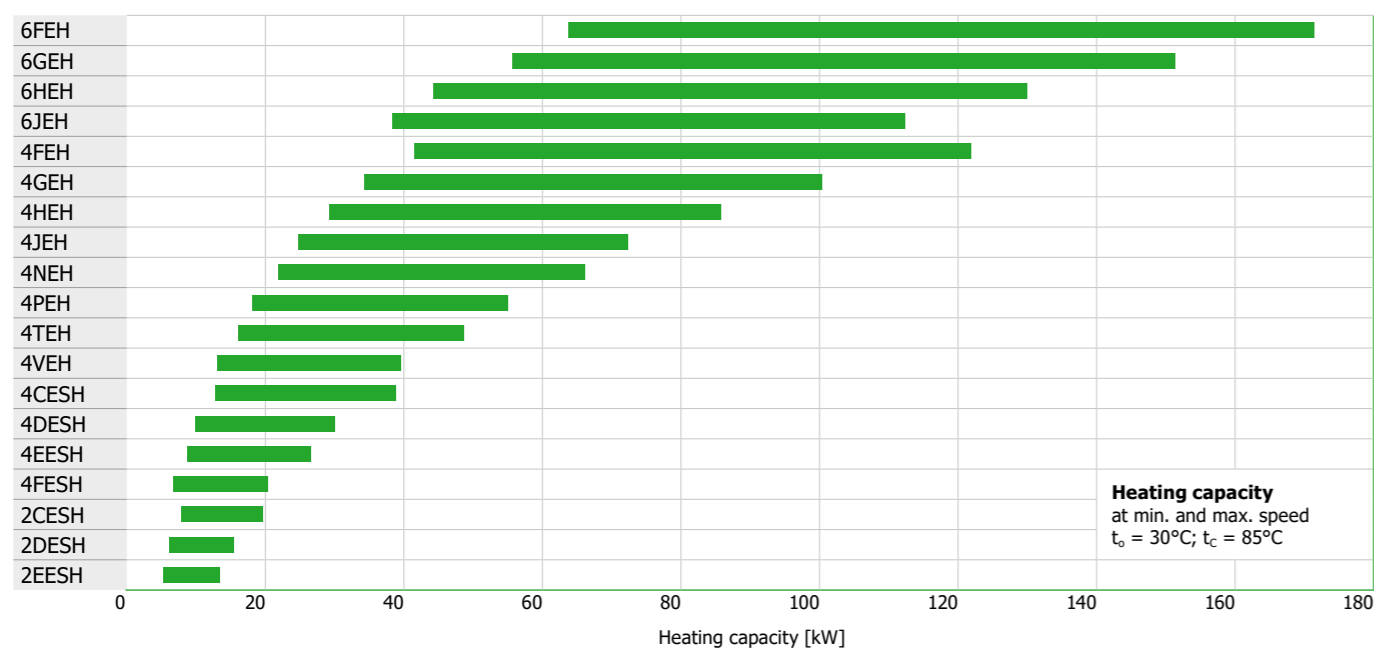
Compressors in the H series are equipped with a reinforced drive gear and optimised lubrication. This makes them suitable for the demanding conditions in high temperature heat pumps, railway air conditioning and transport cooling.



## CAPACITY RANGES



## APPLICATION RANGES



## TECHNICAL DATA AND PERFORMANCE VALUES

Compressor model	Displacement at 50 Hz in m³/h	Heating capacity Q <sub>0</sub> in kW	Oil charge in dm³	Weight in kg	Electrical data	
					Max. operating current in A <sup>①</sup>	Δ/Y Motor
2EESH-3Y	11.4	9.49	1.5	77	13.0 / 7.5	
2DESH-3Y	13.4	11.07	1.5	77	15.0 / 8.6	
2CESH-4Y	16.2	14.07	1.5	76	17.4 / 10.0	
4FESH-5Y	18.1	14.55	2.0	95	18.0 / 10.8	
4EESH-6Y	22.7	18.98	2.0	95	23.7 / 13.6	
4DESH-7Y	26.8	21.50	2.0	100	28.7 / 16.5	
4CESH-9Y	32.5	27.60	2.0	99	35.1 / 20.2	
PW Motor						
4VEH-10Y	34.7	28.30	2.6	149	19.9	
4TEH-12Y	41.3	34.70	2.6	148	25.1	
4PEH-15Y	48.5	39.20	2.6	156	28.2	
4NEH-20Y	56.2	47.10	2.6	159	33.2	
4JEH-22Y	63.5	51.70	4.0	192	37.2	
4HEH-25Y	73.7	61.30	4.0	207	44.0	
4GEH-30Y	84.6	71.50	4.5	209	51.2	
4FEH-35Y	101.8	86.80	4.5	207	62.1	
6JEH-33Y	95.3	79.90	4.75	244	53.2	
6HEH-35Y	110.5	92.50	4.75	241	64.4	
6GEH-40Y	126.8	107.60	4.75	240	73.9	
6FEH-50Y	151.6	121.90	4.75	246	96.2	

### PERFORMANCE DATA

Data based on 10 K suction gas superheat  
 t<sub>0</sub>: evaporation temperature  
 t<sub>c</sub>: condensing temperature  
 All compressors with motor version 1.  
 The values are very similar for R1234ze(E).

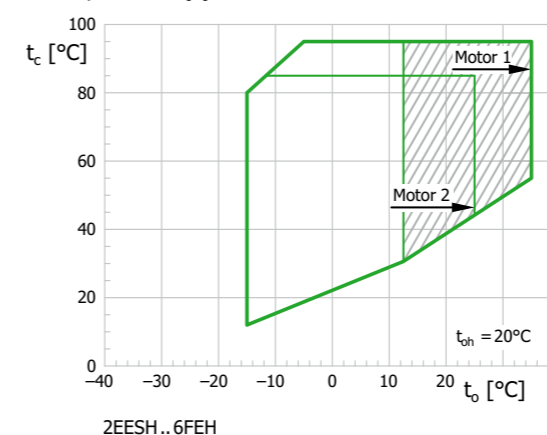
### TOLERANCES

Heating capacity as per EN 12900, weight ± 5%,  
 maximum operating current ± 5%,  
 maximum power consumption ± 5%

① Data for star or delta direct-on-line start motor are based on 400 V/3/50 Hz with direct mains operation, as are the data for the part winding motor at 50 Hz. Take max. operating current/max. power consumption into account when selecting contactors, cables and fuses. Contactors: operational category AC3. Use thermal overload relay to protect the max. operating current.

## APPLICATION LIMITS

R515B, R1234ze(E)



t<sub>0</sub> Evaporation temperature (°C)  
 t<sub>0h</sub> Suction gas temperature (°C)  
 t<sub>c</sub> Condensing temperature (°C)

//// Suction gas superheat at least 10 K

Other refrigerants upon request.




Further details can be found in the BITZER SOFTWARE. Scan QR code for more information.



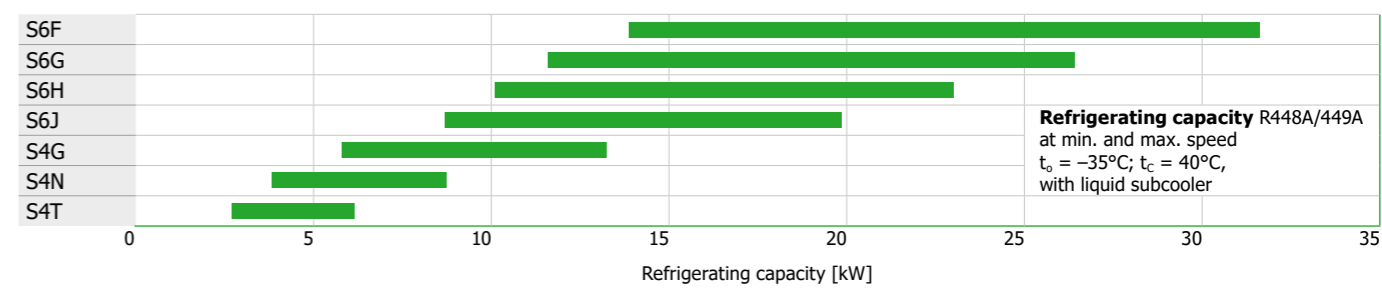
# ECOLINE 2-STAGE

S4T .. S6F // S66J .. S66F

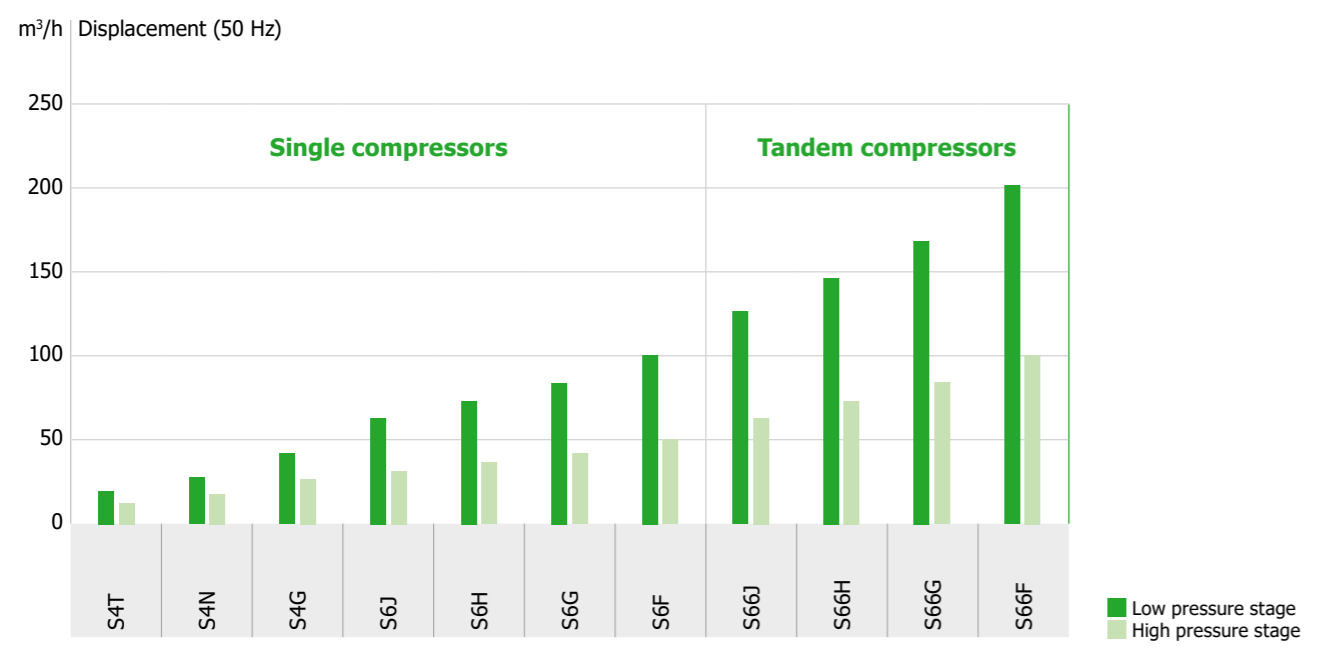
The 2-stage compressors are the best choice for extremely low temperature applications with different refrigerants. They are designed for an extensive application range and boast an optimised drive gear and efficient motor. The series is durable and reliable, and also available as tandem compressors.



## APPLICATION RANGES



## CAPACITY RANGES



## TECHNICAL DATA AND PERFORMANCE VALUES

Compressor model	Displacement at 50 Hz in m³/h		Refrigerating capacity Q <sub>0</sub> in kW R448A/449A t <sub>e</sub> /t <sub>c</sub> = -35°C/40°C	Oil charge in dm³	Weight in kg	Electrical data Max. operating current in A ①
	Low pressure stage	High pressure stage				
S4T	19.7	12.6	4.56	3.0	136	14
S4N	28.0	17.9	6.48	3.0	141	17
S4G	42.3	27.0	9.78	4.5	180	24
S6J	63.5	31.8	14.69	4.75	209	31
S6H	73.6	36.9	17.02	4.75	220	37
S6G	84.5	42.3	19.54	4.75	233	43
S6F	101.1	50.5	23.40	4.75	234	51
S66J	2 x 63.5	2 x 31.8	29.4	9.5	411	2 x 31
S66H	2 x 73.6	2 x 36.9	34.0	9.5	433	2 x 37
S66G	2 x 84.5	2 x 42.3	39.1	9.5	459	2 x 45
S66F	2 x 101.1	2 x 50.5	46.8	9.5	461	2 x 53

### PERFORMANCE DATA

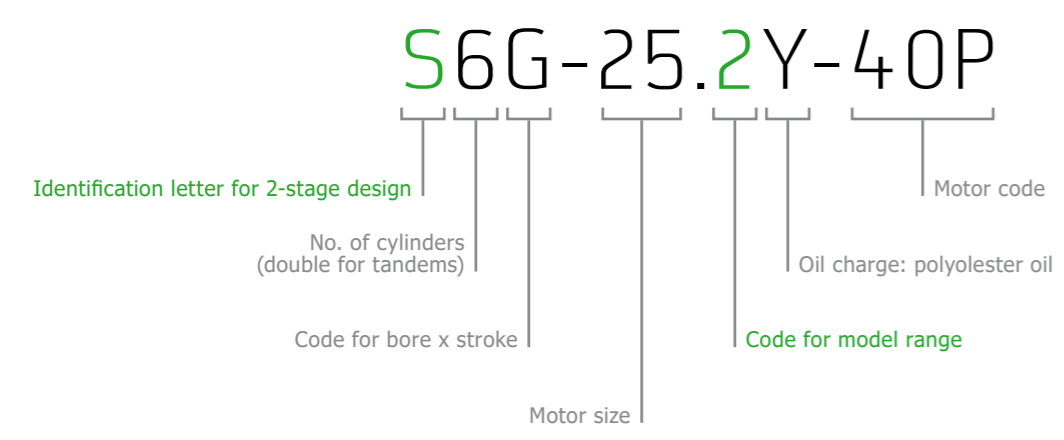
Data based on 10 K suction gas superheat with liquid subcooler  
t<sub>e</sub>: evaporation temperature  
t<sub>c</sub>: condensing temperature

### TOLERANCES

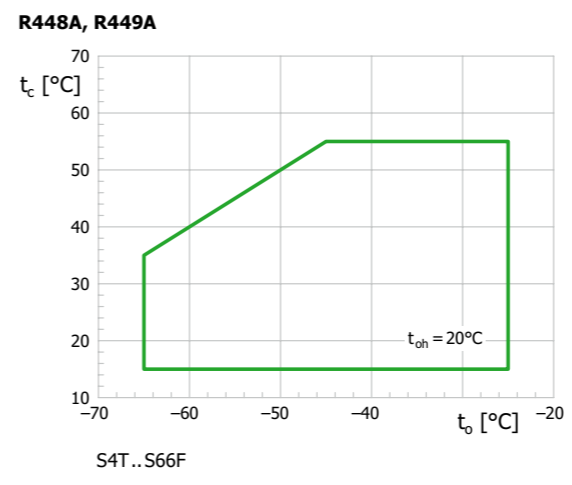
Weight ± 5%,  
maximum operating current ± 5%,  
maximum power consumption ± 5%

① Data based on 400 V/3/50 Hz with direct mains operation. Take max. operating current/max. power consumption into account when selecting contactors, cables and fuses. Contactors: operational category AC3. Select both contactors for approx. 60% of the maximum operating current.

## EXPLANATION OF THE MODEL DESIGNATION



## APPLICATION LIMITS



t<sub>o</sub> Evaporation temperature (°C)  
t<sub>oh</sub> Suction gas temperature (°C)  
t<sub>c</sub> Condensing temperature (°C)


Additional compressors and refrigerants upon request.

# ECOLINE FOR EXPLOSION-PROOF AREAS

2KES-05.EX..8FE-70.EX

Special versions are available for use in potentially explosive atmospheres (zones 1 and 2). They are certified in accordance with the EU Explosion Protection Directive 2014/34/EU and equipped with

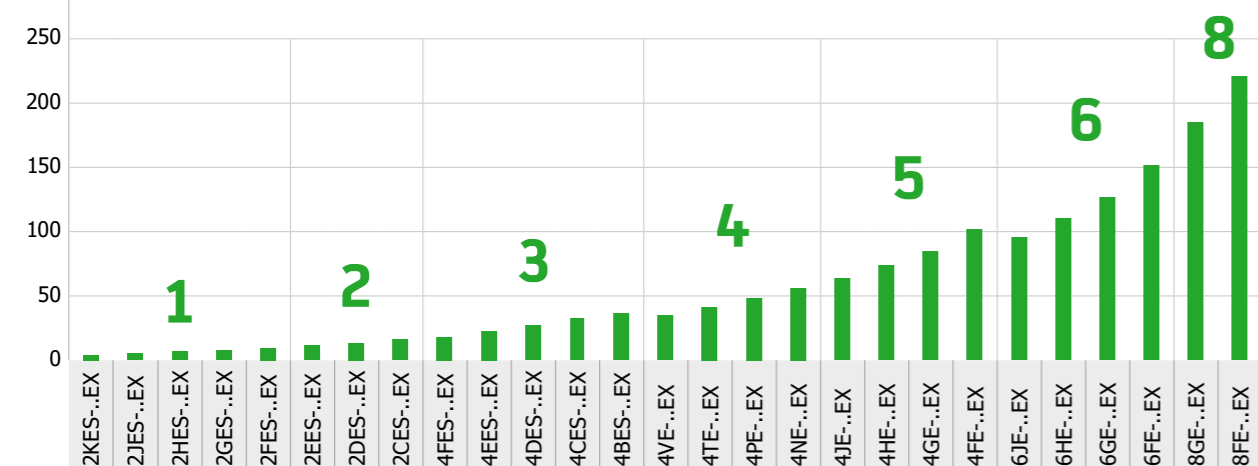
- // Special terminal box
- // Discharge gas temperature sensor in every cylinder head
- // Oil monitoring
- // Optional: oil heater and, depending on the model, capacity regulator and/or start unloading



The performance data correspond to that of the standard ECOLINE compressors listed above. For further information, see Operating Instructions KB-109.

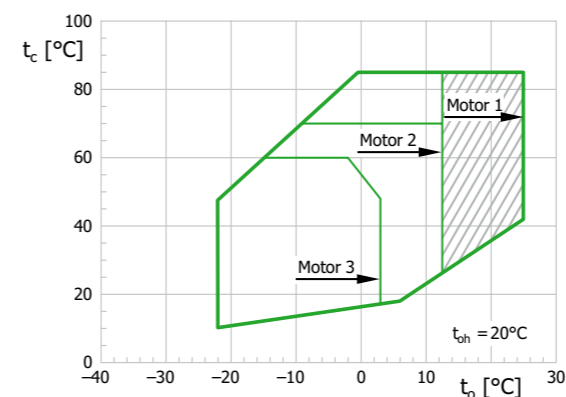
## CAPACITY RANGES

m<sup>3</sup>/h Displacement (50 Hz)

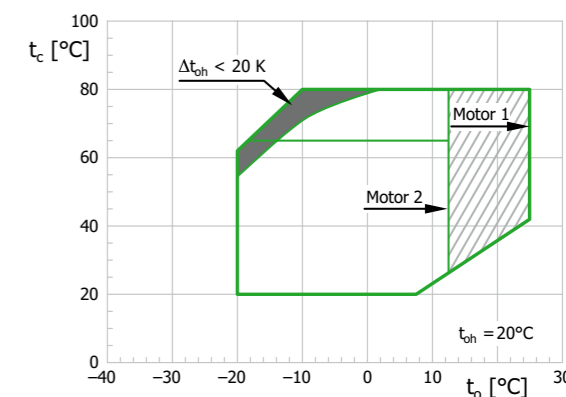


## APPLICATION LIMITS

**R1234yf, R513A, R450A, R134a**  
With R134a at  $t_c > 70^\circ\text{C}$ , BSE55 oil must be used.

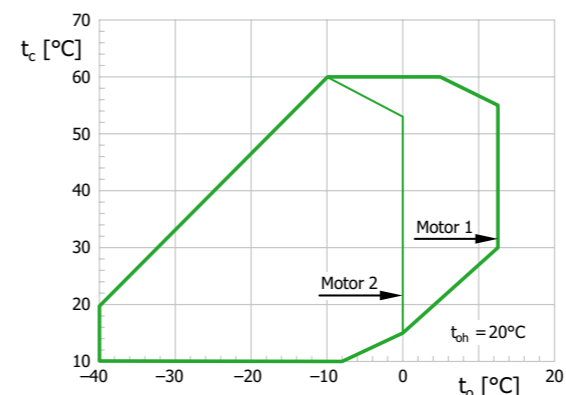


2KES-05EX..6FE-50EX

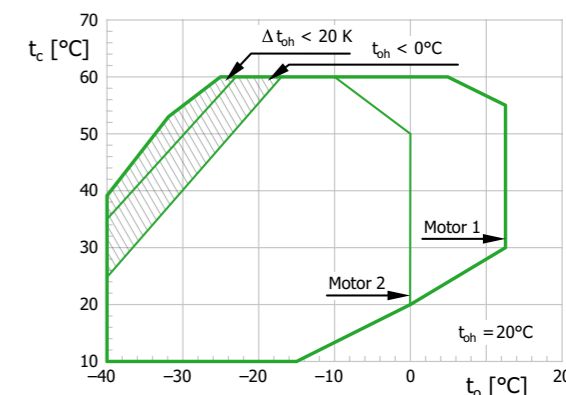


8GE-50EX..8FE-50EX

**R448A, R449A**



2KES-05EX..4CES-9EX



4VES-7EX..6FE-50EX

$t_o$  Evaporation temperature (°C)  
 $t_{oh}$  Suction gas temperature (°C)  
 $\Delta t_{oh}$  Suction gas superheat (K)  
 $t_c$  Condensing temperature (°C)

▨ Suction gas superheat at least 10 K  
 ▩ Suction gas superheat less than 20 K

For additional compressors and refrigerants, see Operating Instructions KB-109.

## EXPLANATION OF THE MODEL DESIGNATION

2CES-4.**EX**Y-40S

Special version for explosion-proof areas  
 .EX: device category 2, mechanical and electrical



## ACCESSORIES



### SPECIAL VOLTAGE MOTORS

Always the right solution for different applications and voltage supplies.

- // Operation with frequency inverter to increase efficiency and control capacity
- // Operation on ships and drilling platforms



### ADDITIONAL FAN

- // Expansion of application limits
- // Can be mounted without intervention in the refrigerant circuit
- // Easy to operate via IQ MODULE



### MARINE KIT

- // Deep bottom plate for optimal oil supply
- // Conversion kit containing frame, seals, screws, plugs, etc.
- // Complete kit can be ordered as spare part



### RI SYSTEM FOR REFRIGERANT INJECTION

- // Efficient additional cooling
- // Reliable operation in low temperature application
- // Easy to operate via IQ MODULE

Further accessories can be found in the BITZER SOFTWARE.



In heat pumps, BITZER compressors demonstrate their strengths masterfully. Whether in floor heating, sanitary facilities and swimming pools, or in industrial processes – with high energy efficiency and low costs, customers will find the optimum compressor for every application.



# ELECTRONIC COMPONENTS FOR PRECISION AND EFFICIENCY

## IQ MODULE // VARIPACK

Electronic components are essential in refrigeration, air conditioning and heat pump systems. They simplify installation, optimise operation and enable preventive measures to be taken. This not only saves time and money, but also helps systems to comply with safety and efficiency requirements.

### SMART DEVICES FOR OPTIMAL INTEGRATION

For many years, BITZER has demonstrated a spirit of innovation in electronics for refrigeration, air conditioning and heat pump technology and is constantly developing its portfolio. The components are optimised for BITZER compressors and speak 'refrigeration language'. Contractors and end users benefit from simple integration into the system and intuitive operation. These features increase efficiency and performance, and reduce downtime and operating costs.

### IQ MODULE CM-RC-02

The IQ MODULE sets new standards for intelligent operation of all compressor functions – with user-friendly operation via the BEST SOFTWARE. All important parameters are logged and saved in real time, so the system can be continuously monitored, even remotely. Unfavourable operating conditions are reported promptly, preventing faults and failures. The module can be retrofitted at any time, and new features are easy to add.

### VARIPACK FREQUENCY INVERTERS

Frequency inverters in the VARIPACK series are optimised for BITZER compressors and allow easy and reliable capacity control. The intelligent frequency inverters adapt the compressor capacity precisely to the actual refrigeration or heating demand. This smart adaptation means efficient operation, reduced energy consumption and operating costs – especially in part load.

- INTELLIGENT PRODUCTS
- FREQUENCY INVERTER
- RECIPROCATING COMPRESSORS
- BEST SOFTWARE

## INTELLIGENT CAPACITY CONTROL

The IQ MODULE controls the mechanical capacity regulation VARISTEP virtually steplessly and down to 10%. The logic is integrated in the IQ MODULE and all operating data is logged. Interfaces to the system controller are possible: digital via Modbus or analogue via a 0.. 10 V signal.

## PRECISE SPEED CONTROL

The VARIPACK enables capacity control with absolute precision, even beyond the supply frequency. Mechanical and electronic components are optimally harmonised to allow for constant operating conditions. The VARIPACK is easy to select in the BITZER SOFTWARE.

## INTELLIGENT SOLUTIONS FOR EASY OPERATION



## OPTIMAL ALSO IN COMPOUND SYSTEMS

The IQ MODULE and VARIPACK can demonstrate their full potential in compound systems: since they come from a single source, they make it much easier to control and monitor the compound system. It is often enough to equip one of the installed compressors with VARIPACK to achieve fine gradation across the entire capacity range of the system.

## ADDED VALUE FOR CONDENSING UNITS

The IQ MODULE turns a simple condensing unit into a mini-system: the intelligent electronics provide clear added value, harmonising and controlling all components. The constant monitoring and data log open up new business opportunities for maintenance and service.

# BOOST YOUR SYSTEM'S VALUE



## SIMPLICITY

Intuitive operation, wired and preconfigured accessories



## EFFICIENCY

Intelligent protective and operating functions for compressors




## FLEXIBILITY

Modular concept with extension boards, including for retrofit



## DIGITAL SERVICES

Configuration and troubleshooting with the BEST SOFTWARE, access to the BITZER Digital Network (BDN)



The module takes care of essential protective and operating functions for the compressor, simplifies control and saves time and money.

### REDUCED WORKLOAD

The IQ MODULE comes wired, preconfigured and tested ex works. This simplifies the arrangement of the wiring in the switch cabinet, and planning the operation is less complex. Hardware and function logic are directly connected to the compressor, making compressor installation, commissioning and integration into the system faster and easier.

### OPTIMISED COMPRESSOR OPERATION

The IQ MODULE monitors all essential operating parameters of the compressor, such as motor and discharge gas temperature and oil supply, ensuring reliable and efficient operation without failures. Additional optional features such as VARISTEP mechanical capacity control or OLM-IQ oil level controller can be added with extension boards.

### FLEXIBILITY AT ALL TIMES

The modular concept combines simplicity with flexibility. The extension boards allow for the direct electrical connection of additional compressor features – with minimal effort concerning arrangement of the wiring and documentation. The boards can either be ordered together with the compressor or retrofitted later.

### DIGITAL ADDED VALUE

The IQ MODULE adds helpful digital applications to the compressor. With the BEST SOFTWARE and app, compressor and accessories can be configured and operating data displayed via Bluetooth. The visualisation of the data helps in case of maintenance and troubleshooting. Contractors also have access to tutorials and documentation on their smartphones at all times.

## IQ MODULE

Whether as a flexible standard for new systems or retrofitted to existing ones, the IQ MODULE turns every reciprocating compressor intelligent.

# IQ MODULE

## INTELLIGENT FEATURES FOR MORE EFFICIENCY

### INTELLIGENT ACTIVATION TO IMPROVE SYSTEM EFFICIENCY

- // Oil heater
- // VARISTEP capacity control (CRII)
- // Oil level monitoring with OLM-IQ: selecting this option eliminates the need for OLC (oil level monitoring) or DP (differential oil pressure switch).
- // Additional fan
- // RI system for refrigerant injection

### MONITORING OF COMPRESSOR PARAMETERS


- // Motor and discharge gas temperature
- // Oil supply with OLC or DP
- // Optional high pressure and low pressure
- // Integration of the high pressure switch
- // Application limit monitoring

### ANALYSIS

- // Overview of critical operating conditions
- // Data log of all switch processes and measured values
- // Alarm and warning history
- // Operating time and load statistics

### COMMUNICATION

- // Via Modbus RTU (standardised interface)
- // Via Bluetooth
- // Configuration and operation monitoring via the BEST SOFTWARE
- // Status LEDs for quick initial analysis
- // Prepared for data analysis via the BITZER Digital Network



COMPRESSOR MODULE

EXTENSION BOARD

MODULE HOUSING

## OPERATING MODES

The IQ MODULE can be configured and operated in two different operating modes and comes in compressor operation mode as standard. The operating mode can be changed at any time using the BEST SOFTWARE.

### COMPRESSOR OPERATION MODE

- // Motor temperature monitoring PTC
  - Alarm message
- // Integration of high pressure switch CN9:3 and CN9:4
  - Alarm message
- // Oil monitoring
  - Alarm message
- // Discharge gas temperature monitoring PT1000
  - Alarm message
  - Temperature measurement and log
- // Oil heater
  - Operation ON/OFF
  - Warning message for missing voltage supply
- // Compressor start/stop
  - Compressor operation hours
  - Cycle start/stop

### COMPRESSOR PROTECTION MODE (SE-B)

- // Motor temperature monitoring PTC
  - Alarm message
- // PTC 140 can be integrated into the safety chain similarly to protection device SE-B3
- // Cable bridge set to CN9:3 and CN9:4 as standard


RECIPROCATING COMPRESSORS

INTELLIGENT PRODUCTS

DATALOG

BEST SOFTWARE

# OPTIMISED INTEGRATION OF ADDITIONAL COMPRESSOR FEATURES



## PERIPHERAL DEVICES

In combination with the optional extension boards, the IQ MODULE can operate and control various peripheral devices installed on the compressor as well as analyse the data – depending on the equipment in use.

## VARISTEP

- // Stepless capacity control from 100..10% possible
- // Logic integrated into the IQ MODULE
- // IQ VARISTEP also uses integrated logic to provide additional cooling with the fan and RI
- // Simple interfaces with the superior system controller
  - Digital via Modbus
  - Analogue via 0..10 V signal
- // Also available as an option ex works for many BITZER CO<sub>2</sub> compressors

## APPLICATION LIMIT MONITORING

- // Optimal compressor protection
- // High and low pressure transmitters are connected directly to the IQ MODULE.
- // Data analysis in real time and in the data log
- // Additional connection of a temperature sensor for measuring medium or suction gas temperature with PREMIUM extension board

## OIL HEATER

- // The IQ MODULE controls and regulates oil heater operation.
- // Operation only during compressor standstill
- // Optimised energy efficiency
- // Separate voltage input at the IQ MODULE
  - Omission of the control transformer

## THE RI SYSTEM

- // Continuous control and dosing of refrigerant injection
- // Cools the cylinder section
- // Maintains a sufficiently low discharge gas temperature
- // Ensures thermal application limits for low temperature applications – for example, with the refrigerants R454C, R407A, R407F, R448A and R449A



## DATA ANALYSIS

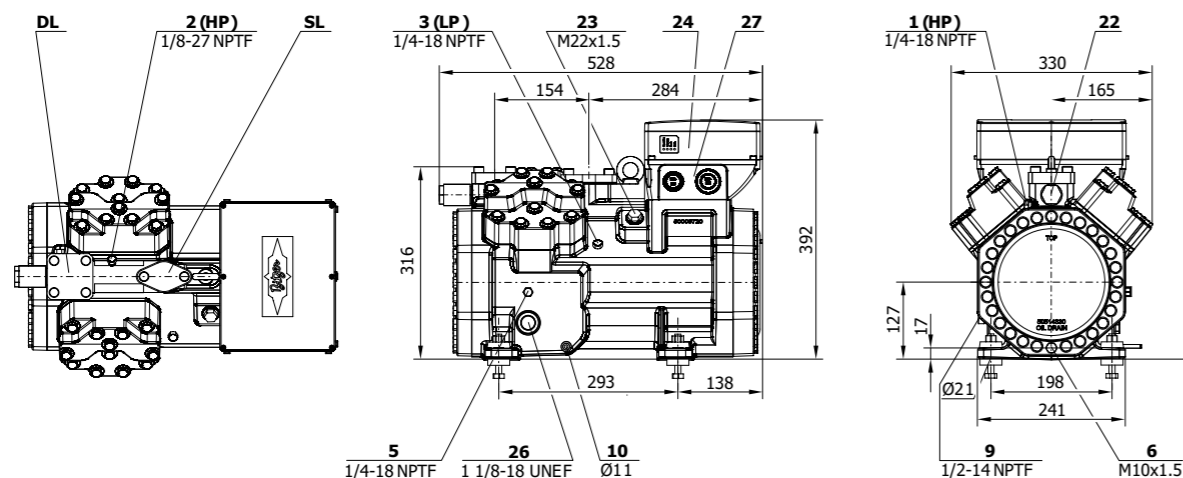
- // Analysis via Modbus, Bluetooth with PC and BEST SOFTWARE or the BEST app
- // Graphic display of compressor operating conditions in real time
- // Alarm log

## OLM-IQ

- // OLM-IQ actuator sensor unit on the compressor
- // Logic fully integrated into the IQ MODULE
  - Trend assessment
  - Simple communication to superior system controller
- // Continuously operating oil level sensor
- // Precise dosing of the oil return
  - Stable oil level
- // Automatic adjustment to oil supply pressure
- // Available for HFC and HFO refrigerants as well as CO<sub>2</sub>

## DIMENSIONAL DRAWINGS

Exemplary dimensional drawing, details in the BITZER SOFTWARE.  
Compressor model 4PTE with IQ MODULE



### CONNECTIONS

- |    |   |    |   |
|----|---|----|---|
| 1  | High pressure connection (HP)<br>Connection for high pressure switch (HP) | 22 | Pressure relief valve to the atmosphere<br>(discharge gas side) |
| 2  | Connection for discharge gas temperature sensor (HP)                      | 23 | Pressure relief valve to the atmosphere (suction side)          |
| 3  | Low pressure connection (LP)<br>Connection for low pressure switch (LP)   | 24 | Module housing (IQ MODULE included)                             |
| 5  | Oil fill plug   | 26 | Sight glass   |
| 6  | Oil drain   | 27 | Terminal box  |
| 9  | Connection for oil and gas equalisation<br>(parallel operation)           | SL | Suction gas line  |
| 10 | Connection for oil heater   | DL | Discharge gas line  |

Dimensions subject to the tolerances specified  
in EN ISO 13920-B.



BITZER  
SOFTWARE

Further details can be found in the BITZER SOFTWARE.  
Scan QR code for more information.




## EXTENSION BOARDS



### ADVANCED (CM-IO-A)

- // Number of switching outputs: 3
- // Options for switching outputs, version 01
  - OLM-IQ oil management
  - Additional fan
  - Refrigerant injection
- // Options for switching outputs, version 02
  - OLM-IQ oil management
  - VARISTEP 1 capacity regulator
  - VARISTEP 2 capacity regulator



### PREMIUM (CM-IO-B)

- // Number of switching outputs: 6
- // Options for switching outputs
  - VARISTEP capacity regulator
  - OLM-IQ oil management
  - Refrigerant injection
  - Start unloading
  - Additional fan
- // Monitoring functions
  - Application limit monitoring
  - Taux temperature sensor



### CONDENSING UNIT (CM-IO-C)

- // Number of switching outputs: 4
- // Options for switching outputs
  - VARISTEP capacity regulator
  - Refrigerant injection
  - Start unloading
- // Monitoring functions
  - Application limit monitoring
  - Taux temperature sensor
- // Operation of external functions such as the condenser fan  
or a solenoid valve
- // Direct control mode is possible via suction pressure or  
a temperature such as room temperature

## SCOPE OF DELIVERY AND OPTIONS

Choose the available IQ MODULE combination that's suitable for your application and compressor configuration.

IQ MODULE CM-RC-02		Compressor module		Compressor module with extension board ADVANCED CM-IO-A		Compressor module with extension board PREMIUM CM-IO-B	Compressor module with extension board Condensing Unit CM-IO-C
		For compressor series		Optional version 01 OLM-IQ and additional cooling	Option version 02 OLM-IQ and capacity control	Each of the available switching outputs can be assigned a peripheral device	
		Housing size 1..2	Housing size 3..8				
		Option	Standard scope of delivery	Periphery mounted and wired			
Periphery	Description	Configuration selectable Compressor operation mode or compressor protection mode		Configuration Compressor operation mode			
Motor temperature monitoring	PTC		S	S	S	S	S
Opto-electronic oil level monitoring	OLC OLS		•	•	•	•	•
Differential oil pressure switch	DP		•	•	•	•	•
Oil level controller	OLM-IQ			•	•	•	
Discharge gas temperature sensor	Pt1000		•	•	•	•	•
Oil heater	For ECOLINE		•	•	•	•	•
Pressure transmitter for application limit monitoring	HP and LP					•	•
CRII VARISTEP capacity regulator Cylinder head and solenoid valve - Discharge gas temperature sensor Pt1000 mandatory	For ECOLINE				•	•	•
Start unloading Cylinder head and solenoid valve - Discharge gas temperature sensor Pt1000 mandatory	For ECOLINE					•	•
RI system injection valve - Discharge gas temperature sensor Pt1000 mandatory	For ECOLINE			•		•	•
Additional fan - Discharge gas temperature sensor Pt1000 mandatory	For ECOLINE			•		•	
Input for Taux Pt1000 temperature sensor	Sensor not in BITZER scope of delivery					•	•
Activation of external switching devices such as condenser fan or solenoid valve	Not in BITZER scope of delivery						•

Tentative data

S = scope of delivery • = option available



INTELLIGENT PRODUCTS

For helpful information on installation and commissioning with the IQ MODULE, scan the QR code.



- // Quick-start guides
- // Tutorials
- // Answers to frequently asked questions
- // Technical documentation and operating instructions
- // Information on the BEST SOFTWARE and BEST app



Further details can be found in the BITZER SOFTWARE. Scan QR code for more information.



# SIMPLE AND SAFE CAPACITY CONTROL



## INTELLIGENT INTERPLAY

Individual parameters for BITZER compressors and all common refrigerants



## EASE OF USE

Intuitive commissioning, handles control functions of the system



## EFFICIENCY

High efficiency, optimised adaptation to capacity demand



## FLEXIBILITY

Control via external set point signal or evaporation temperature



The frequency inverters in the VARIPACK series offer a wide range of capacities. The optimised adaptation to the current refrigeration or heating demand of a system is effective at reducing energy consumption.

### SIMPLE SELECTION AND CONFIGURATION

Select the optimal frequency inverter for your individual system in the BITZER SOFTWARE. The BEST SOFTWARE offers intuitive and full configuration, operation and monitoring functions. The optional extension kit enables control of evaporation and condensing temperature.

### SAFER OPERATION

VARIPACK and BITZER compressors are matched to each other, tested and optimised. Selection of pre-configured data sets prevents incorrect configuration. A high starting current reserve and a special starting mode ensure a safe compressor start. When operating in field-weakening mode, the maximum frequency is automatically limited depending on the load.

### FOR EVERY CAPACITY AND ENCLOSURE CLASS

VARIPACK frequency inverters can be used for rated output currents from 6..480 A or capacities from 2.2..250 kW. Many models are dust and water-proof in accordance with enclosure class IP55 or IP66.

### SELECTABLE OPERATING MODE

The compressor capacity control can be set with an external set point signal or via Modbus – or based on the evaporation temperature.

## VARIPACK

VARIPACK frequency inverters are specially designed for refrigeration, air conditioning and heat pump systems. Their outstanding efficiency and optimised alignment with the compressors allow for double savings.

# VARIPACK

## CAPACITY CONTROL FOR EVERY COMPRESSOR

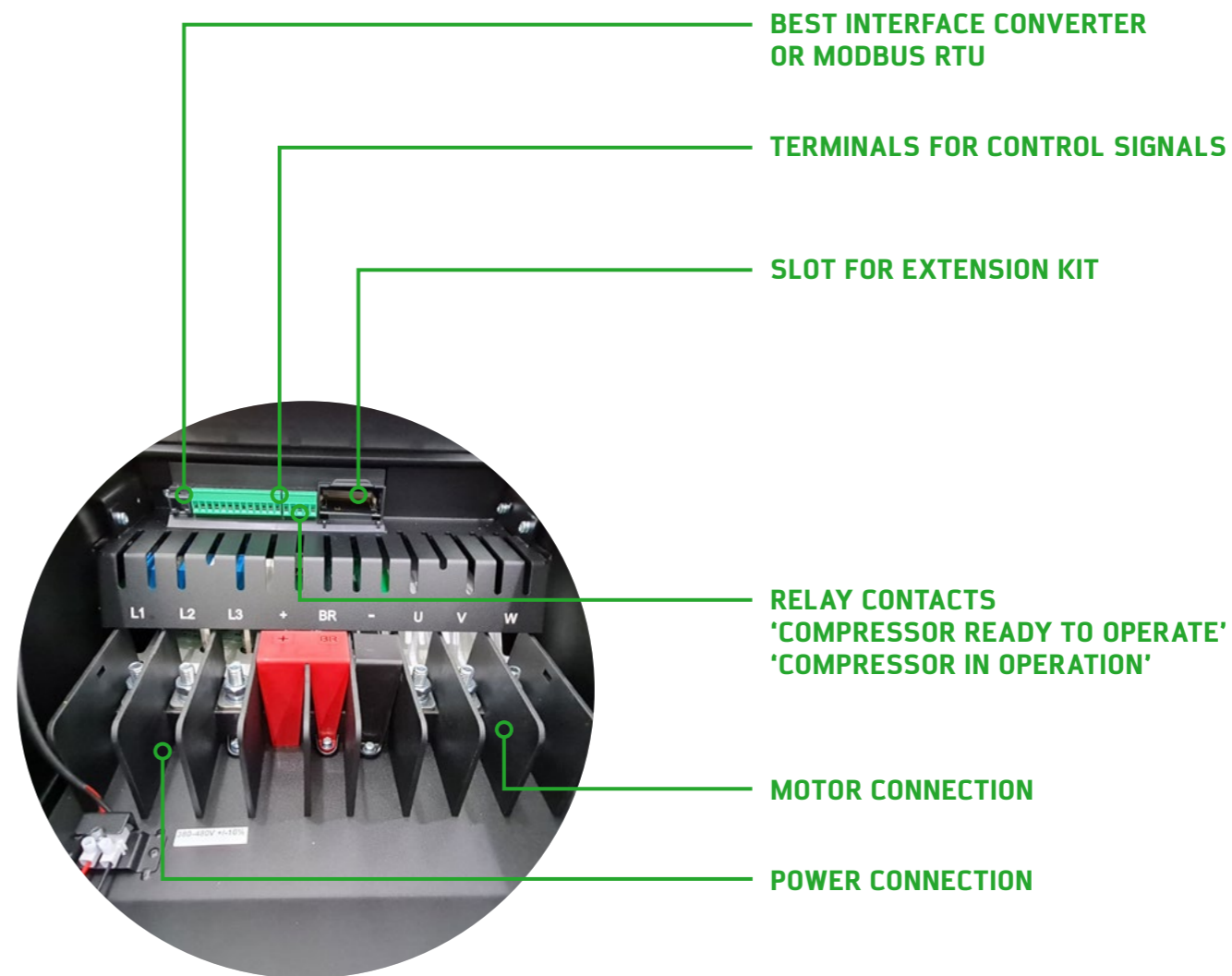
### USER-FRIENDLY FEATURES

- // Communication via Modbus RTU
- // Design and calculations in the BITZER SOFTWARE
- // Configuration via BEST SOFTWARE and BEST interface converter
- // Regular firmware updates free of charge
- // Extensive documentation online

### WIDE PRODUCT RANGE IN THREE ENCLOSURE CLASSES

- // FMU .. FSU with enclosure class IP20: protected against ingress of solid foreign objects  $\geq 12.5$  mm and fingers
- // FPW .. FSW with enclosure class IP55: protected against harmful quantities of dust, complete touch protection, protection against water jets
- // FMY .. FOY with enclosure class IP66: dust-tight, complete touch protection, protection against powerful water jets

- FREQUENCY INVERTER
- INTELLIGENT PRODUCTS
- BITZER SOFTWARE
- BEST SOFTWARE



## EXTENSION KIT FOR PRESSURE CONTROL

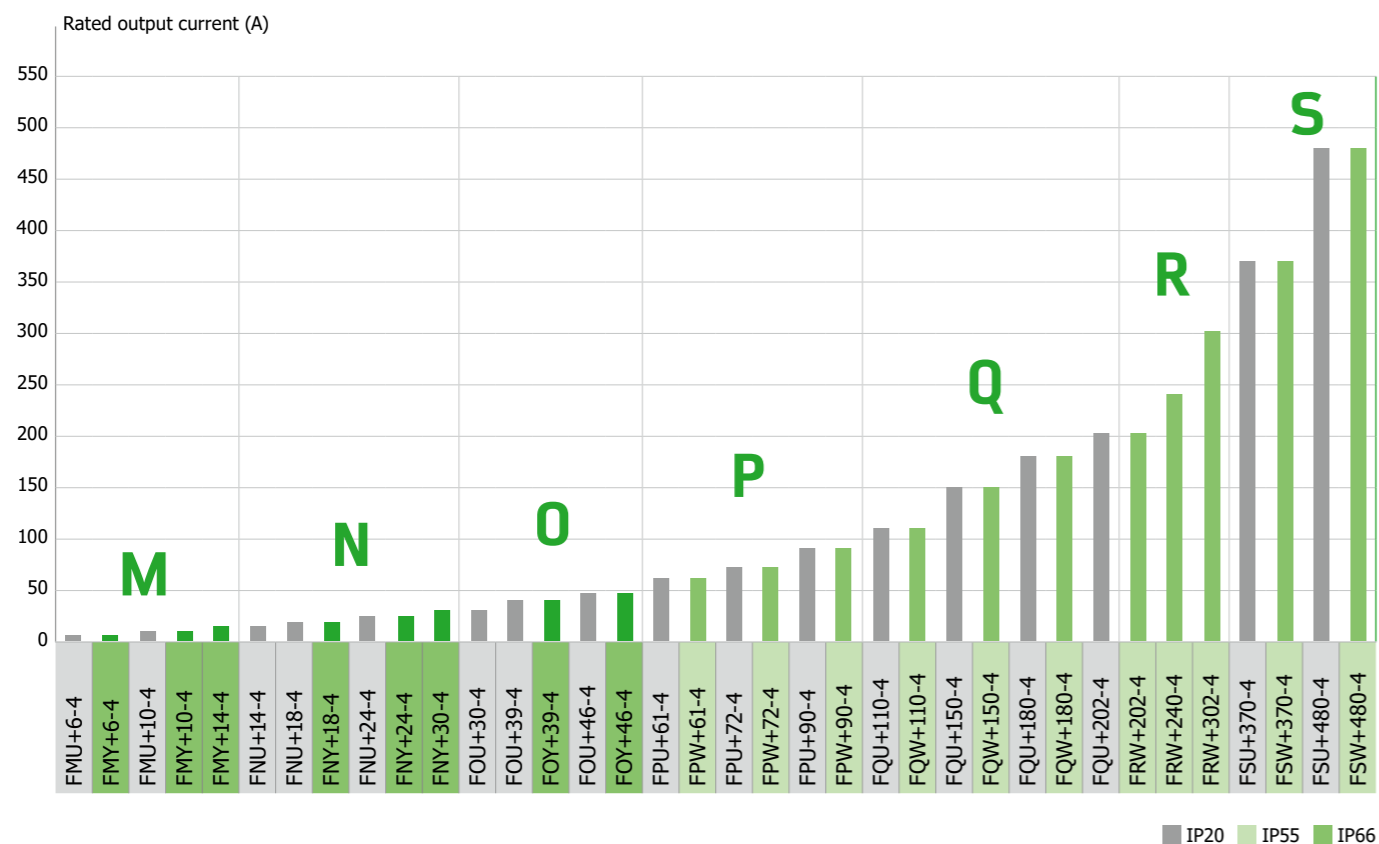
**The optional extension kit with pressure transmitters enables control of evaporation and condensing temperature.**

- // Direct control of evaporation temperature via compressor speed
- // Control of condensing temperature via activation of condenser fans with 0..10 V signal
- // Switching of a second compressor via relay

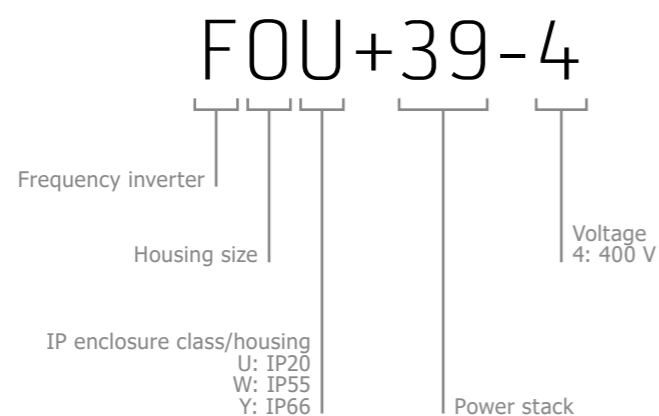
Compact, high-precision low and high pressure transmitters are included in the scope of delivery.



## CAPACITY RANGES



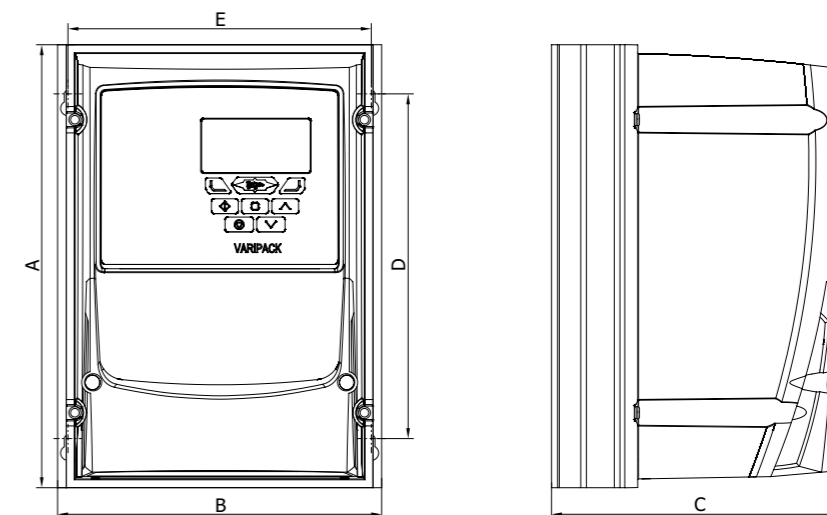
## EXPLANATION OF THE MODEL DESIGNATION



## DIMENSIONAL DRAWINGS

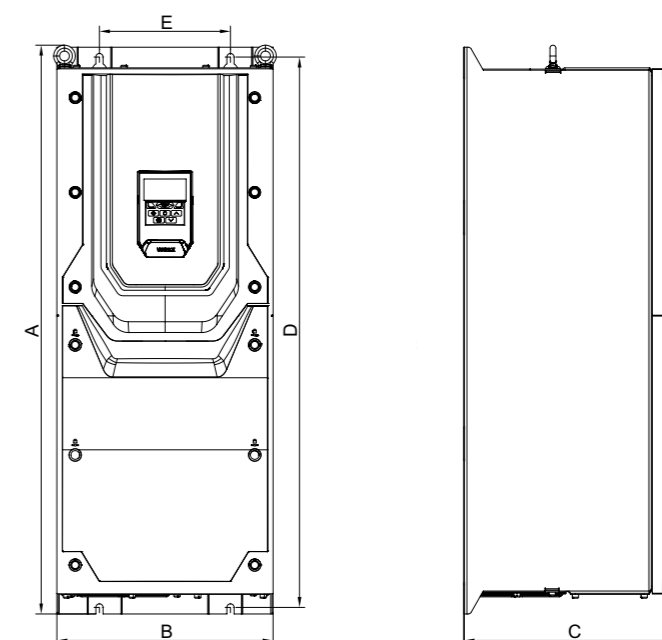
Exemplary dimensional drawings, details in the BITZER SOFTWARE.

VARIPACK IP66



Frequency inverter model	A mm	B mm	C mm	D mm	E mm
FMY+6-4, FMY+10-4	257	188	172	1200	176
FMY+14-4	257	188	196	200	176
FNY+18-4, FNY+24-4, FNY+30-4	310	211	225	252	198
FOY+39-4, FOY+46-4	360	240	260	300	227

VARIPACK IP55



Frequency inverter model	A mm	B mm	C mm	D mm	E mm
FPW+61-4, FPW+72-4, FPW+90-4	540	235	270	520	175
FQW+110-4, FQW+150-4, FQW+180-4	865	330	330	840	200
FRW+202-4, FRW+240-4, FRW+302-4	1280	330	360	1255	200
FSW+370-4, FSW+480-4	1334	444	423	924	320



BITZER  
SOFTWARE

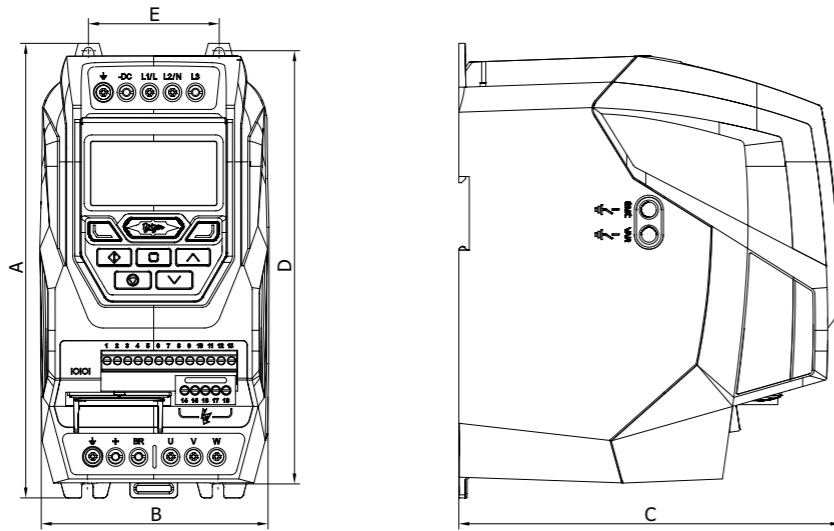
Further details can be found in the BITZER SOFTWARE.  
Scan QR code for more information.



## DIMENSIONAL DRAWINGS

Exemplary dimensional drawing, details in the BITZER SOFTWARE.

VARIPACK IP20



Frequency inverter model	A mm	B mm	C mm	D mm	E mm
FMU+6-4, FMU+10-4	221	110	185	209	63
FNU+14-4, FNU+18-4, FNU+24-4	261	131	205	247	80
FOU+30-4, FOU+39-4, FOU+46-4	418	172	240	400	125
FPU+61-4, FPU+72-4, FPU+90-4	486	233	260	460	175
FQU+110-4, FQU+150-4	614	286	320	578	200
FQU+180-4, FQU+202-4	726	330	320	680	225
FSU+370-4, FSU+480-4	974	444	423	924	320



Industrial process refrigeration requires maintaining the target temperatures precisely and constantly. BITZER electronic components allow systems to be controlled with precision and monitored in real time – essential for preventive maintenance and energy optimisation.



BITZER  
SOFTWARE

Further details can be found in the BITZER SOFTWARE.  
Scan QR code for more information.






# GREEN COMPETENCE

BITZER expertise goes beyond just the products: we focus on our customers and their challenges. We aim to pass on our knowledge and provide guidance and instruction – to secure investments and equip our customers and partners in industry for the future. In addition to various digital solutions, we also offer in-person consultations and training.

# LOCAL ROOTS – GLOBAL PRESENCE



Find your nearest BITZER location and get in touch.

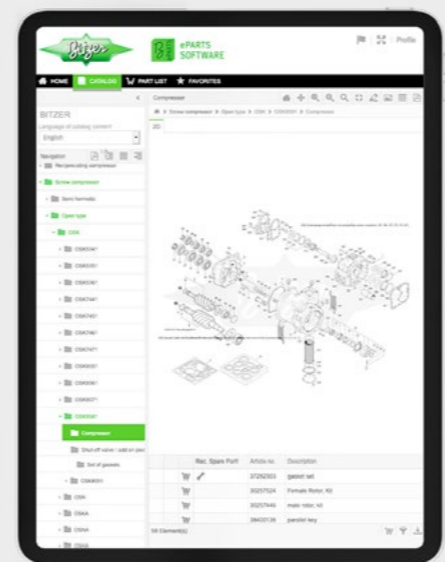


The BITZER Group is represented across the globe with distribution companies and production facilities at 75 locations in 41 countries. Find your dedicated contact partner and nearest BITZER location by scanning the QR code and then clicking on the map or using the search feature on our website. You can reach out to your contact partner at any time.

# BITZER TOOLS

## BITZER SOFTWARE

Wherever you are and no matter what device you use, BITZER SOFTWARE helps you make the right selection from our extensive and flexible range of products and accessories. You can also find technical data here and quickly calculate the performance data for compressors and components.




## ePARTS SOFTWARE

Our free tool makes finding the appropriate spare parts for our products fast and easy. They are listed by series and displayed as simple, enlargeable exploded drawings.

## BEST APP AND BEST SOFTWARE

BEST provides complete access to all operating data and parameters. Its intuitive user interface shows a complete overview of the operating status, including a data log for easy commissioning and maintenance.



## FIND ADDED VALUE:

- BEST APP
- BEST SOFTWARE
- BITZER SPOT APP
- BITZER SOFTWARE
- REFRIGERANT RULER APP
- ePARTS SOFTWARE



BITZER APPS



BITZER SOFTWARE TOOLS

# BITZER DIGITAL NETWORK

The BITZER Digital Network (BDN) provides you with easy access to valuable digital services for BITZER products in refrigeration, air conditioning and heat pump technology. You will thus get important product and application information on all BITZER products you use, such as data analyses and compressor operating reports, which you can use to optimise the most important aspects of the system.



- // Complete product information
- // Maintenance tracking
- // Operation report
- // Real-time data
- // Notifications
- // Flexible access rights



# BITZER SERVICE ON-SITE



- // Warranty extension of up to five years
- // Free one-year warranty extension for BITZER IQ products
- // Support with commissioning for outstanding results



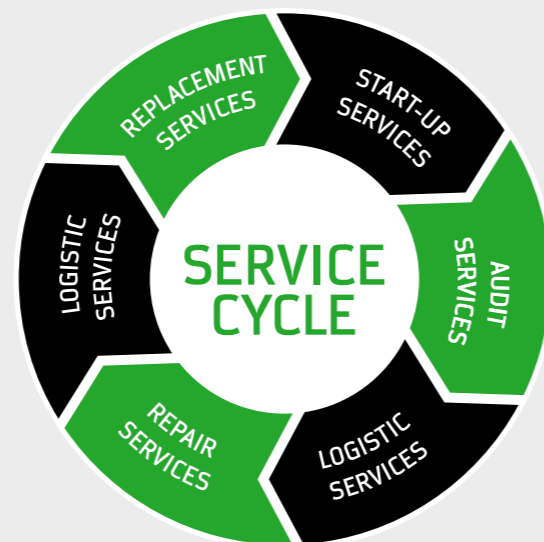
- // Inspection service for an extended lifetime
- // Retrofitting solutions for secure investments
- // Refrigerant conformity and strategy advice

## Green Point®

A SERVICE BY BITZER GROUP

The global service network boasts more than 50 locations, with specialists available to maintain, overhaul and repair BITZER compressors. The exclusive Green Point Quality Kit offers unlimited replacement of all wear parts and safety components. Green Points maintain a stock of BITZER ORIGINAL SPARE PARTS and refrigeration compressor oils. The highly skilled technicians ensure a precise and perfect maintenance cycle at all times.

[bitzergreenpoint.com](http://bitzergreenpoint.com)



# SCHAUFLER ACADEMY

The SCHAUFLER Academy, the international seminar and training centre of BITZER, provides seminars and training on topics such as heat pumps, refrigeration, air conditioning and natural refrigerants. Our training courses are intended for project engineers and specialist planners as well as maintenance and installation specialists.



At the SCHAUFLER Academy, small groups study theoretical scenarios and carry out practical exercises on realistic systems. Through it all, experienced trainers from our Application Engineering team are on hand to answer any questions you might have. We look forward to seeing you there!



Training and knowledge exchange take centre stage here, and it is our mission to supply you with information about the applications and our products, as well as provide useful tools and basic knowledge. In situations where we cannot offer in-person training, we bring some of our content to your home or office in the form of webinars.



**VISIT US ONLINE  
AND BOOK YOUR TRAINING.**

[trainings-events.bitzer.de](http://trainings-events.bitzer.de)

ALWAYS NEARBY.  
BITZER WORLDWIDE.



**BITZER Kühlmaschinenbau GmbH**

Peter-Schaufler-Platz 1 // 71065 Sindelfingen // Germany

Tel +49 (0)70 31 932-0 // Fax +49 (0)70 31 932-147

bitzer@bitzer.de // [www.bitzer.de](http://www.bitzer.de)

Subject to change // [www.bitzer.de/empc](http://www.bitzer.de/empc) // 03.2026